

# Donning PPE

Transmission-based droplet and contact precautions is adequate for when assessing a suspected case of novel coronavirus and for collecting specimens from patients with mild or respiratory symptoms. This includes use a surgical mask, goggles or face shield, long-sleeved impermeable gown and disposable gloves.

**Do not collect specimens** from patients with severe symptoms (fever and difficulty breathing, or severe, frequent or productive cough). Refer these patients to The Canberra Hospital Emergency Department; please call ahead.

## SEQUENCE FOR PUTTING ON PPE

Put on PPE before patient contact and generally before entering the patient room

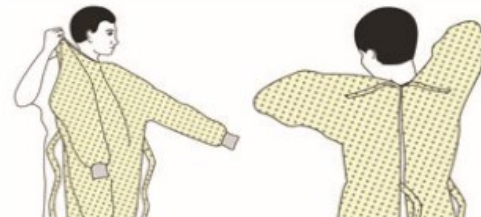
### HAND HYGIENE

- Wash hands or use an alcohol based hand rub.



### GOWN

- Fully cover torso from neck to knees, arms to end of wrists, and wrap around the back.
- Fasten at the back of neck and waist.



### MASK

- Secure ties or elastic bands at middle of head and neck.



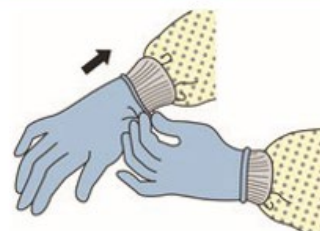
### PROTECTIVE EYEWEAR OR FACE SHIELD

- Place over face and eyes and adjust to fit.



### GLOVES

- Extend to cover wrist of isolation gown.



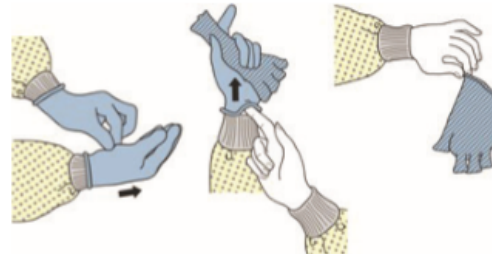
## Doffing PPE

### SEQUENCE FOR REMOVING PPE

Remove PPE at doorway or in anteroom

#### GLOVES

- Outside of gloves is contaminated!
- Grasp outside of glove with opposite gloved hand; peel off.
- Hold removed glove in gloved hand.
- Slide fingers of ungloved hand under remaining glove at wrist.
- Peel glove off over first glove.
- Discard gloves in waste container.



#### HAND HYGIENE

- Wash hands or use an alcohol based hand rub.



#### PROTECTIVE EYEWEAR OR FACE SHIELD

- Outside of eye protection or face shield is contaminated!
- To remove, handle by head band or ear pieces.
- Place in designated receptacle for reprocessing or in waste container.



#### GOWN

- Gown front and sleeves are contaminated!
- Unfasten ties.
- Pull away from neck and shoulders, touching inside of gown only.
- Turn gown inside out.
- Fold or roll into a bundle and discard.



#### MASK

- Front of mask is contaminated—DO NOT TOUCH!
- Grasp bottom, then top ties or elastics and remove.
- Discard in waste container.



#### HAND HYGIENE

- Wash hands or use an alcohol based hand rub immediately after removing all PPE.



Reference: NHMRC Australian Guidelines for the Prevention and Control of Infection in Healthcare 2019

## Accessibility

If you have difficulty reading a standard printed document and would like an alternative format, please phone 13 22 81.



If English is not your first language and you need the Translating and Interpreting Service (TIS), please call 13 14 50.

For further accessibility information, visit: [www.health.act.gov.au/accessibility](http://www.health.act.gov.au/accessibility)

[www.health.act.gov.au](http://www.health.act.gov.au) | Phone: 132281 |

© Australian Capital Territory, Canberra February 2020