



Dear ,

DECISION ON YOUR ACCESS APPLICATION

I refer to your application under section 30 of the *Freedom of Information Act 2016* (FOI Act), received by ACT Health Directorate (ACTHD) on **Thursday 30 March 2023**.

This application requested access to:

- *Correspondence from ACTHD to the Office of the Commissioner for Sustainability and the Environment relating to the Investigation Report - the ACT Can Canberra 'Burn Right Tonight' or is there 'no safe level of air pollution'? An Investigation into wood heater policy in the ACT.*
- *The same graphs and data (ie figure 2 and 3) for the Civic and Florey monitoring stations for same period.*

I am an Information Officer appointed by the Director-General of ACT Health Directorate (ACTHD) under section 18 of the FOI Act to deal with access applications made under Part 5 of the Act. ACTHD was required to provide a decision on your access application by **Tuesday 2 May 2023**.

I have identified five documents holding the information within scope of your access application. These are outlined in the schedule of documents included at [Attachment A](#) to this decision letter.

Decisions

I have decided to:

- grant full access to four documents; and
- grant partial access to one document.

My access decisions are detailed further in the following statement of reasons and the documents released to you are provided as [Attachment B](#) to this letter.

In reaching my access decision, I have taken the following into account:

- The FOI Act;
- The contents of the documents that fall within the scope of your request;
- The views of relevant third parties; and
- The *Human Rights Act 2004*.

Full Access

I have decided to grant full access to four documents at references 2-5.

Partial Access

I have decided to grant partial access to one document at reference 1.

Public Interest Factors Favouring Disclosure

The following factors were considered relevant in favour of the disclosure of the documents:

- Schedule 2, 2.1(a)(i) promote open discussion of public affairs and enhance the government's accountability; and
- Schedule 2, 2.1(a)(ii) contribute to positive and informed debate on important issues or matters of public interest.

Public Interest Factors Favouring Non-Disclosure

The following factors were considered relevant in favour of the non-disclosure of the documents:

- Schedule 2, Schedule 2.2 (a)(ii) prejudice the protection of an individual's right to privacy or any other right under the *Human Rights Act 2004*.

The document is partially comprised of an ACT-Government employee's mobile number, and has not been disclosed as this could reasonably be expected to prejudice the protection of the individual's right to privacy.

On balance, the factors favouring disclosure did not outweigh the factor favouring non-disclosure as the information would not provide any government information pertinent to your request. Therefore, I have determined the information identified is contrary to the public interest and would not advantage the public in disclosing this information.

Charges

Processing charges are not applicable to this request.

Disclosure Log

Under section 28 of the FOI Act, ACTHD maintains an online record of access applications called a disclosure log. The scope of your access application, my decision and documents released to you will be published in the disclosure log not less than three days but not more than 10 days after the date of this decision. Your personal contact details will not be published.

<https://www.health.act.gov.au/about-our-health-system/freedom-information/disclosure-log>.

Ombudsman review

My decision on your access request is a reviewable decision as identified in Schedule 3 of the FOI Act. You have the right to seek Ombudsman review of this outcome under section 73 of the Act within 20 working days from the day that my decision is published in ACT Health's disclosure log, or a longer period allowed by the Ombudsman.

If you wish to request a review of my decision you may write to the Ombudsman at:

The ACT Ombudsman
GPO Box 442
CANBERRA ACT 2601
Via email: ACTFOI@ombudsman.gov.au
Website: ombudsman.act.gov.au

ACT Civil and Administrative Tribunal (ACAT) review

Under section 84 of the Act, if a decision is made under section 82(1) on an Ombudsman review, you may apply to the ACAT for review of the Ombudsman decision. Further information may be obtained from the ACAT at:

ACT Civil and Administrative Tribunal
Level 4, 1 Moore St
GPO Box 370
Canberra City ACT 2601
Telephone: (02) 6207 1740
<http://www.acat.act.gov.au/>

Further assistance

Should you have any queries in relation to your request, please do not hesitate to contact the FOI Coordinator on (02) 5124 9831 or email HealthFOI@act.gov.au.

Yours sincerely,



Victor Martin
Executive Branch Manager
Health Protection Services
ACT Health Directorate

28 April 2023

FREEDOM OF INFORMATION SCHEDULE OF DOCUMENTS

Please be aware that under the *Freedom of Information Act 2016*, some of the information provided to you will be released to the public through the ACT Government's Open Access Scheme. The Open Access release status column of the table below indicates what documents are intended for release online through open access.

Personal information or business affairs information will not be made available under this policy. If you think the content of your request would contain such information, please inform the contact officer immediately.

Information about what is published on open access is available online at: <http://www.health.act.gov.au/public-information/consumers/freedom-information>

APPLICANT NAME	WHAT ARE THE PARAMETERS OF THE REQUEST	FILE NUMBER
[REDACTED]	<ul style="list-style-type: none"> Correspondence from ACTHD to the Office of the Commissioner for Sustainability and the Environment relating to the Investigation Report - the ACT Can Canberra 'Burn Right Tonight' or is there 'no safe level of air pollution'? An Investigation into wood heater policy in the ACT. The same graphs and data (ie figure 2 and 3) for the Civic and Florey monitoring stations for same period. 	ACTHDFOI22-23.46

Ref Number	Page Number	Description	Date	Status Decision	Factor	Open Access release status
1.	1 – 25	Email and attachment – RE: PM2.5 data	21 October 2022	Partial Release	Schedule 2, 2.2(a)(ii) Privacy	YES
2.	26 – 31	Email – RE: Request for PM2.5 data - Commissioner for Sustainability and the Environment	21 October 2022	Full Release		YES
3.	32 – 127	Email and attachments – RE: Request for PM2.5 data - Commissioner for Sustainability and the Environment	25 October 2022	Full Release		YES
4.	128 – 141	Email and attachment – RE: Request for PM2.5 data - Commissioner for Sustainability and the Environment	27 October 2022	Full Release		YES

5.	142 – 143	Email and attachment – ACT Health Response - Woodfire Heater Investigation - ACT Commissioner for Sustainability and the Environment	7 December 2022	Full Release		YES
Total Number of Documents						
5						

From: Chatterjee, Swarup (Health)
Sent: Friday, 21 October 2022 11:48
To: Fox, Ian (Health); Andres, Daniel (Health); Grimes, Sean
Subject: RE: PM2.5 data
Attachments: PM2_5 data 2019-2022.xlsx

OFFICIAL

Hi Sean,

Hope you are going along well. Attached is the daily PM2.5 data from 2019 to September 2022.

Sorry I'm a bit behind but I will chase up the exceedance information. With the 2019/20 fires it means a bit of sorting out between the fires and dust storms.

In case this is of value to you, we also have a large amount of data on the dataACT web platform at <https://www.data.act.gov.au/Environment/Air-Quality-Monitoring-Data/94a5-zqnn>. The data is updated hourly, however it is unvalidated for the current month. After we've validated the data we back-fill it into the dataset. So at the moment October data is unvalidated but I've just back-filled the validated September data.

Regards,

Swarup

Swarup Chatterjee | Assistant Director Environmental Chemistry

Ph: 02 5124 9139 | Email: swarup.chatterjee@act.gov.au

ACT Government Analytical Laboratory | Health Protection Service | Public Health Protection and Regulation | ACT Health Directorate
Howard Florey Centenary House, Ngunnawal Country, 25 Mulley Street, Holder ACT 2611

health.act.gov.au

If you would like to provide feedback, there is a short survey here: <https://www.surveymonkey.com/r/ACTGALEnvironmentalChem>



From: Fox, Ian (Health) <Ian.Fox@act.gov.au>
Sent: Tuesday, 18 October 2022 11:12 AM
To: Andres, Daniel (Health) <Daniel.Andres@act.gov.au>
Cc: Chatterjee, Swarup (Health) <Swarup.Chatterjee@act.gov.au>
Subject: RE: PM2.5 data

OFFICIAL

Hi Daniel,

Yes this is Publicly available data.

Cheers,

If you would like to provide feedback, there is a short survey here <https://www.surveymonkey.com/r/ACTGALEnvironmentalChem>

Ian Fox Mapp Sc, BApp Sc | Manager Environmental Chemistry
ACT Government Analytical Laboratory | Health Protection Service | Population Health | ACT Health Directorate
PH 02 51249171 | FAX 02 512409270
25 Mulley Street, Holder ACT 2611
E ian.fox@act.gov.au W health.act.gov.au/hps

From: Andres, Daniel (Health) <Daniel.Andres@act.gov.au>

Sent: Monday, 17 October 2022 5:17 PM

To: Fox, Ian (Health) <ian.Fox@act.gov.au>

Subject: FW: PM2.5 data

OFFICIAL

I know we've provided data to Sean a number of times, I assume because its in the public domain there are no issues?

D

Daniel Andres (he/him) | A/g Senior Director ACT Government Analytical Laboratory

Phone: 02 51249224 | Mobile: [REDACTED] | Email: daniel.andres@act.gov.au

ACT Government Analytical Laboratory | Health Protection Service | Population Health | ACT Health Directorate

Howard Florey Building 25 Mulley Street Holder 2611

health.act.gov.au



From: Grimes, Sean <Sean.Grimes@act.gov.au>

Sent: Monday, 17 October 2022 5:15 PM

To: Andres, Daniel (Health) <Daniel.Andres@act.gov.au>

Subject: RE: PM2.5 data

OFFICIAL

Great, thanks. If you are busy we can certainly delay the SoE chat as we wont be requesting data until next year.

The PM2.5 data we would like now is simply the daily average from 2019 to most current. And over the same period, the occurrence of PM2.5 exceedances (number of days) by date and reason.

Just let me know what time suits on Friday, or happy to chat to another data contact if preferable.

Cheers
Sean

From: Andres, Daniel (Health) <Daniel.Andres@act.gov.au>

Sent: Monday, 17 October 2022 5:03 PM

To: Grimes, Sean <Sean.Grimes@act.gov.au>

Subject: RE: PM2.5 data

OFFICIAL

I'm a bit swamped until Friday but have some time then?

Daniel Andres (he/him) | A/g Senior Director ACT Government Analytical Laboratory

Phone: 02 51249224 | Mobile: [REDACTED] | Email: daniel.andres@act.gov.au

ACT Government Analytical Laboratory | Health Protection Service | Population Health | ACT Health Directorate
Howard Florey Building 25 Mulley Street Holder 2611
health.act.gov.au



From: Grimes, Sean <Sean.Grimes@act.gov.au>

Sent: Monday, 17 October 2022 3:13 PM

To: Andres, Daniel (Health) <Daniel.Andres@act.gov.au>

Subject: PM2.5 data

OFFICIAL

Hello Daniel, hope all is good with you. I wanted to have a quick chat about getting some PM2.5 data off you, and also about the upcoming ACT State of the Environment report. Could you please let me know a suitable time.

Many thanks
Sean

Sean Grimes | Director of Environmental Assessments and Reporting

Phone: 02 6205 1084

Email: sean.grimes@act.gov.au

Office of the Commissioner for Sustainability and the Environment
Nara Centre

3 Constitution Avenue Canberra City ACT 2601

GPO Box 158 Canberra ACT 2601 | www.envcomm.act.gov.au

PM2_5 data 2019-2022

Date	Civic PM2.5	Florey PM2.5	Monash PM2.5
01/01/2019	9.52	8.19	5.29
02/01/2019	9.47	10.83	9.61
03/01/2019	8.56	9.23	6.9
04/01/2019	11.34		9.23
05/01/2019	10.43	7.01	10.08
06/01/2019	4.98	3.5	4.59
07/01/2019	5.58	5.33	4.96
08/01/2019	8.41		5.03
09/01/2019	2.2	5.86	2.73
10/01/2019	2.24	4.03	0.34
11/01/2019	4.67	6.14	4.25
12/01/2019	5.7	5.44	2.43
13/01/2019	7.62	6.79	6.55
14/01/2019	8.57	10.76	7.01
15/01/2019	11.35	1.91	6.58
16/01/2019	13.34	12.28	7.97
17/01/2019	14.83	17.25	10.62
18/01/2019	12.15	13.81	9.04
19/01/2019	9.71	9.47	7.59
20/01/2019	2.91	5.39	2.45
21/01/2019	5.14	6.44	4.01
22/01/2019	7.12	7.89	5.17
23/01/2019	12.16	9.33	7.79
24/01/2019	10.48	10.45	7.08
25/01/2019	10.5	14.79	8.07
26/01/2019	13.86	11.12	10.99
27/01/2019	5.07	5.06	2.56
28/01/2019	7.92	8.87	6.99
29/01/2019	9.76	9.98	5.56
30/01/2019	7.73	9.13	5.69
31/01/2019	12.29	12.69	10.38
01/02/2019	3.05	3.15	1.81
02/02/2019	1.56	1.13	2.02
03/02/2019	5.46	4.31	3.44
04/02/2019	7.06	6.04	4.2
05/02/2019	7.46	5.6	5.26
06/02/2019	3.55	3.98	3.42
07/02/2019	4.56	3.29	2.96
08/02/2019		5.6	3.59
09/02/2019	3.63	4.92	2.48
10/02/2019	4.89	5.66	3.24
11/02/2019	4.09	6.12	3.78
12/02/2019	30.27	31.61	21.62
13/02/2019	6.77	5.63	4.4
14/02/2019	7.27	5.9	4.88
15/02/2019	8.35	6.5	6.21
16/02/2019	4.96	4.86	4.12

17/02/2019	6.46	5.36	5.36
18/02/2019	13.77	12.67	11.13
19/02/2019	10	6.96	8.66
20/02/2019	5.56	7.03	4.62
21/02/2019	4.43	3.93	3.25
22/02/2019	6.52	5.71	3.78
23/02/2019	4.56	4.74	4.5
24/02/2019	7.01	6.45	4.7
25/02/2019	5.78	8.54	5.23
26/02/2019	11.74	10.82	9.53
27/02/2019	12.44	11.55	10.48
28/02/2019	12.47	10.4	11.1
01/03/2019	8.86	6.45	7.64
02/03/2019	6.52	6.59	3.9
03/03/2019	5.74	8.22	4.75
04/03/2019	16.52	15.25	14.54
05/03/2019	20.07	18.61	9.61
06/03/2019	8.57	7.9	7.94
07/03/2019	24.11	24.78	21.04
08/03/2019	9.14	9.04	7.53
09/03/2019	7.53	7.32	6.27
10/03/2019	6.28	5.56	6.41
11/03/2019	4.72	3.65	3.69
12/03/2019	4.72	5.33	4.88
13/03/2019	7.97	6.57	6.33
14/03/2019	9.29	9.86	7.42
15/03/2019	10.36	9.31	7.89
16/03/2019	4.62	4.48	0.98
17/03/2019	2.46	3.11	1.61
18/03/2019	3.44	2.54	1.89
19/03/2019	2.32	0.77	2.01
20/03/2019	3.5	2.42	2.59
21/03/2019	2.73	2.27	1.2
22/03/2019	2.53	2.45	3.35
23/03/2019	6.08	6.5	5.36
24/03/2019	11.13	5.61	5.15
25/03/2019		3.23	3.17
26/03/2019		6.52	3.03
27/03/2019		6.32	5.55
28/03/2019		9.53	9.53
29/03/2019		6.69	8.23
30/03/2019		3.93	0.67
31/03/2019		5.02	3.18
01/04/2019		3.19	5.27
02/04/2019	3.01	3.7	4.22
03/04/2019		5.29	4.1
04/04/2019		3.12	3.24
05/04/2019	3.18	3.56	2.45
06/04/2019	6.43	7.97	6.24
07/04/2019	8.37	6.27	6.63

08/04/2019	6.55	5.96	4.16
09/04/2019	4.47	5.94	3.42
10/04/2019	3.26	3.83	2.82
11/04/2019	3.28	4.57	6.45
12/04/2019	13.09	14.32	8.94
13/04/2019	14.57	18.84	17.32
14/04/2019	9.67	13.2	12.4
15/04/2019	7.16	9.36	8.83
16/04/2019	6.23	8.11	6.2
17/04/2019	6.81	7.98	8.15
18/04/2019	5.58	9.26	8.53
19/04/2019	7.9	7.15	9.1
20/04/2019	7.54	10.86	11.07
21/04/2019	9.37	10.02	8.59
22/04/2019	4.33	7.47	5.03
23/04/2019	3.2	4.21	3.64
24/04/2019	7.45	6.51	5.66
25/04/2019	5.81	6.43	5.95
26/04/2019	5.15	5.5	2.73
27/04/2019	4.97	6.51	3.09
28/04/2019	7.36	8.25	8.37
29/04/2019	8.62	16.27	13.78
30/04/2019	19.67	21.48	18.87
01/05/2019	8.51	11.65	12.35
02/05/2019	6.72	9.47	9.1
03/05/2019	4.14	4.61	3.38
04/05/2019	4.3	4.37	2.38
05/05/2019	0.32	4.18	1.01
06/05/2019	5.78	8.09	5.38
07/05/2019	12.24	14.4	15.04
08/05/2019	4.6	6.29	8.41
09/05/2019	7.88	9.29	10.03
10/05/2019	5.34	7.2	8.06
11/05/2019	4.62	7.69	8.21
12/05/2019	11.06	14.87	23.8
13/05/2019	8.82	13.66	15.27
14/05/2019	11.45	14.77	17.53
15/05/2019	12.96	21.42	22.69
16/05/2019	12.39		18.86
17/05/2019	11.83	18.5	23.39
18/05/2019	12.4	25.32	31.67
19/05/2019	13.57	23.1	26.46
20/05/2019	12.03	21.69	22.53
21/05/2019	8.86	11.58	10.13
22/05/2019	6.76		13.52
23/05/2019	9.05		11.7
24/05/2019	8.53	14.55	19.76
25/05/2019	6.74	13.71	16.56
26/05/2019	2.15	3.38	2.33
27/05/2019	1.33	2.88	2.01

28/05/2019	2.01	3.53	3.38
29/05/2019	1.86	3.22	1.36
30/05/2019	2.94	4.7	4.8
31/05/2019	7.73	8.98	13.75
01/06/2019	5.22	12.3	9.07
02/06/2019	9	20.22	12.86
03/06/2019	4.89	5.83	10.56
04/06/2019	1.04	2.23	1.64
05/06/2019	4.52	8.46	8.98
06/06/2019	10.31	17.56	21.25
07/06/2019	8.68	20.46	17.56
08/06/2019	8.26	18.44	24.38
09/06/2019	7.45	10.91	20.38
10/06/2019	4.44	5.99	7.8
11/06/2019	6.55	10.58	14.27
12/06/2019	5.85	14.42	17.04
13/06/2019	2.62	3.29	5.29
14/06/2019	5.79	8.28	13.34
15/06/2019	7.82	15.94	21.33
16/06/2019	9.19	14.23	20.08
17/06/2019	5.62	11.56	6.47
18/06/2019	5.33	9.37	9.03
19/06/2019	8.34	10.63	10.31
20/06/2019	8.8	16.35	9.01
21/06/2019	6.56	14.12	12.04
22/06/2019	4.68	13.86	6.93
23/06/2019	2.69	4.03	2.97
24/06/2019	3.54	5.17	3.62
25/06/2019	6.8	10.03	12.58
26/06/2019	6.08	13.42	13.78
27/06/2019	5.06	13.27	21.46
28/06/2019	7.95	17.17	24.87
29/06/2019	2.45	11.37	22.82
30/06/2019	2.04	2.77	3.66
01/07/2019	6.33	9.38	18.31
02/07/2019	7.62	14.9	23.02
03/07/2019	5.77	12.17	15.33
04/07/2019	7.22	13.87	17.7
05/07/2019	3.72	4.55	12.38
06/07/2019	5.85	9.67	17.12
07/07/2019	4.75	18.09	20.4
08/07/2019	4.12	7.28	8.05
09/07/2019	2.88	5.1	10.22
10/07/2019	2.22	2.52	5.01
11/07/2019	2.52	2.73	1.16
12/07/2019	2.95	2.26	2.72
13/07/2019	3.4	2.08	2.52
14/07/2019	2.33	1.62	1.24
15/07/2019	3.96	3.79	3.58
16/07/2019	2.45	2.43	5.49

17/07/2019	3.24	2.07	2.47
18/07/2019	4.57	3.72	2.08
19/07/2019	4.8	7.45	7.81
20/07/2019	7.52	10.06	13.63
21/07/2019	13.28	19.61	21.13
22/07/2019	11.41	14.92	13.38
23/07/2019	5.03	6.42	6.73
24/07/2019	5.28	4.15	4.57
25/07/2019	9.28	12.3	15.57
26/07/2019	7.5	18.06	22.58
27/07/2019	5.8	10.9	14.06
28/07/2019	7.19	13.6	16.11
29/07/2019	5.41	7.56	14.47
30/07/2019	5.59	9.17	7.26
31/07/2019	7.19	12.63	8.64
01/08/2019	6.48	14.24	16.31
02/08/2019	7.88	10.25	14.15
03/08/2019	8.23	9.14	11.31
04/08/2019	7.96	10.77	10.85
05/08/2019	9.99	13.48	18.31
06/08/2019	8.33	9.04	9.59
07/08/2019	10.83	14	17.04
08/08/2019	3.02	8.41	12.53
09/08/2019	2.3	2.26	3.04
10/08/2019	2.34	1.37	1.95
11/08/2019	2.9	2.23	1.44
12/08/2019	4.67	6.11	7.08
13/08/2019	8.26	6.2	11.29
14/08/2019	5.86	13.45	18.84
15/08/2019	2.93	5.24	9.35
16/08/2019	7.21	6.93	10.53
17/08/2019	1.43	6.39	6.86
18/08/2019	6.52	10.19	14.52
19/08/2019	2.5	1.4	2.8
20/08/2019	2.66	2.28	2.43
21/08/2019	1.66	0.3	0.83
22/08/2019	3.92	2.05	2.24
23/08/2019	7.88	9.11	10.15
24/08/2019	8.11	11.58	17.48
25/08/2019	3.73	8.06	6.06
26/08/2019	5.4	5.64	8.7
27/08/2019	6.25	7.82	6.59
28/08/2019	4.77	6.52	0.9
29/08/2019	3.13	3.32	0.89
30/08/2019	1.86	2.01	-0.11
31/08/2019	5.22	10.91	6.02
01/09/2019	7.08	16.27	13.62
02/09/2019	2.54	4.93	6.63
03/09/2019	5.69	6.17	7.22
04/09/2019	3.74	8.73	

05/09/2019	2.77	6.48	6.03
06/09/2019	3.07	5.07	7.74
07/09/2019	0.95	0.86	2.06
08/09/2019	1.98	2.23	2.79
09/09/2019	0.58	2.85	2.81
10/09/2019	4.59	5.66	5.02
11/09/2019	5.64	7.66	9.09
12/09/2019	-0.26	8.33	11.14
13/09/2019	1.92	7.34	8.66
14/09/2019	5.36	6.33	7.87
15/09/2019	5.55	7.99	10.03
16/09/2019	2.91	4.24	4.06
17/09/2019	2.02	2.14	4.74
18/09/2019	1.14	3.51	4.89
19/09/2019	3.72	4.67	4.96
20/09/2019	6.29	7.11	7.83
21/09/2019	30.7	31.43	27.79
22/09/2019	5.07	5.33	4.18
23/09/2019	4.53	5.29	8.28
24/09/2019	4.28	4.16	7.44
25/09/2019	3.59	6.22	6.34
26/09/2019	5.79	6.21	6.19
27/09/2019	5.46	4.59	7.51
28/09/2019	3.94	5.08	4.26
29/09/2019	4.7	5.1	7.14
30/09/2019	4.91	5.45	4.55
01/10/2019	4.79	5.67	5.55
02/10/2019	6.95	8.95	9.77
03/10/2019	8.9	11.7	10.29
04/10/2019	8.06	7.5	8.61
05/10/2019	3.86	3.7	4.36
06/10/2019	9.33	7.96	7.52
07/10/2019	4.01	4.46	4.7
08/10/2019	4.27	4.6	3.51
09/10/2019	3.46	7.23	4.89
10/10/2019	2.37	3.39	4.47
11/10/2019	1.69	1.68	0.43
12/10/2019	2.4	2.32	1.21
13/10/2019	3.9	2.51	2.68
14/10/2019	3.31	4.14	4.17
15/10/2019	6.34	5.96	5.52
16/10/2019	2.93	4.25	6.19
17/10/2019	4.28	3.23	2.17
18/10/2019	2.59	3.18	3.14
19/10/2019	3.05	5.06	3.97
20/10/2019	3.46	5.54	4.22
21/10/2019	3.49	5.43	4.54
22/10/2019	4.05	5.13	6.24
23/10/2019	8.69	8.95	6.29
24/10/2019	7.28	7.67	6.07

25/10/2019	10.89	16.61	14.03
26/10/2019	11.35	10.1	9.03
27/10/2019	4.32	4.66	3.34
28/10/2019		4.01	5.44
29/10/2019		9.67	8.26
30/10/2019	8.24	11.43	8.46
31/10/2019	12.9	12.39	9.9
01/11/2019	18.97	20.17	19.9
02/11/2019	19.96	19.94	22.86
03/11/2019	9.97	15.74	11.76
04/11/2019	6.05	3.53	3.5
05/11/2019	2.95	3.27	4.06
06/11/2019	4.58	4.09	4.09
07/11/2019	6.22	8.58	7.5
08/11/2019	7.05	8.61	7.28
09/11/2019	2.47	2.8	2.81
10/11/2019	2.13	3.9	2.89
11/11/2019	3.89	3.69	3.2
12/11/2019	4.3	5.11	4.49
13/11/2019	3.95	4.2	4.44
14/11/2019	4.06	5	4.48
15/11/2019	3.7	2.31	3.13
16/11/2019	3.15	3.02	3.48
17/11/2019	5.97	7.39	7.4
18/11/2019	7.04	4.32	3.38
19/11/2019	3.71	4.87	6.33
20/11/2019	4.04	5.17	6.76
21/11/2019	14.02	16.3	14.67
22/11/2019	37.49	46.33	48.51
23/11/2019	9.89	11.72	11.04
24/11/2019	8.37	8.41	9.05
25/11/2019	11.05	12.62	9.7
26/11/2019	13.51	15.37	
27/11/2019	3.54	3.3	
28/11/2019	27.71	19.27	
29/11/2019	59.07	51.89	67.61
30/11/2019	22.1	25.38	18.37
01/12/2019	23.08	5.69	7.41
02/12/2019	2.63	2.17	2.85
03/12/2019	3.19	4.31	5.86
04/12/2019	5.96	5.51	4.76
05/12/2019	4.05	3.68	3.65
06/12/2019	3.34	3.89	4.55
07/12/2019	38.59	35.16	39.92
08/12/2019	90.71	94.81	128.05
09/12/2019	90.95	110.74	91.92
10/12/2019	56.14	77.95	42.66
11/12/2019	40.45	56.77	28.02
12/12/2019	41.92	38.06	30
13/12/2019	25.17	30.23	28.56

14/12/2019	30.91	26.41	32.32
15/12/2019	18.11	16.75	22.99
16/12/2019	31.37	33.27	14.79
17/12/2019	108.77	153.39	90.34
18/12/2019	82.17	121.98	111.64
19/12/2019	122.43		62.31
20/12/2019	240.06	319.55	221.25
21/12/2019	226.18	293.61	221.74
22/12/2019	56.88	87.65	125.61
23/12/2019	72.52	101.7	86.26
24/12/2019	79.18	101.05	59.58
25/12/2019	43.05	43.29	39.46
26/12/2019	67.11	73.45	65.68
27/12/2019	81.37	92.33	69.46
28/12/2019	132.06	151.97	166.81
29/12/2019	87	88.81	98.33
30/12/2019	83.34	101.15	58.83
31/12/2019	275.54	244.23	307.94
01/01/2020	827.12	839.07	1146.51
02/01/2020		439.35	494.97
03/01/2020		130.16	188.16
04/01/2020	213.75	258.45	159.26
05/01/2020	872.62	983.44	783.56
06/01/2020	22.83	27.07	29.84
07/01/2020	46.43	48.46	56.73
08/01/2020	103.83	120.99	140.46
09/01/2020	22.99	23.12	
10/01/2020	19.8	23.82	28.61
11/01/2020	91.34	92.37	88.62
12/01/2020	92.56	102.17	82.21
13/01/2020	76.05		74.53
14/01/2020	42.41	48.13	54.71
15/01/2020	23.73	20.22	31.79
16/01/2020	22.81	24.48	64.02
17/01/2020	50.15	52.42	35.2
18/01/2020	14.48	14.56	14.77
19/01/2020	12.08	7.04	8.71
20/01/2020	7.49	6.51	6.18
21/01/2020	4.56	5.28	3.75
22/01/2020	4.2	7.93	5.01
23/01/2020	20.33	21.96	16.45
24/01/2020	12.57	13.87	12.16
25/01/2020	19.63	20.01	18.19
26/01/2020	26.03	21.12	74.82
27/01/2020	64.03	57.49	104.44
28/01/2020	34.76	30.46	61.49
29/01/2020	54.14	33.65	68.9
30/01/2020	34.14	23.27	39.9
31/01/2020	24.85	26.73	46.08
01/02/2020	21.11	24.96	27.19

02/02/2020	15.19	14.59	14.44
03/02/2020	26.92	36.52	14.51
04/02/2020	38.23	50.14	27.93
05/02/2020	27.38	31.94	38.4
06/02/2020	6.8	6.78	9.77
07/02/2020	1.32	3.16	6.18
08/02/2020	1.62	2.49	2.04
09/02/2020	2.03	2.77	1.67
10/02/2020	3.67	2.2	2.12
11/02/2020	4.37	7.03	6.57
12/02/2020	4.71	6.5	5.29
13/02/2020	3.58	3.39	3.01
14/02/2020	2.98	4.44	3.28
15/02/2020	6.8	5.32	5.59
16/02/2020	2.9	1.69	1.52
17/02/2020	4.06	1.24	1.42
18/02/2020	5.27	3.59	6.54
19/02/2020	4.73	4.11	1.07
20/02/2020	4.6	4.2	3.51
21/02/2020	6.09	5.84	5.85
22/02/2020	3.71	6.07	3.3
23/02/2020	4.38	5.62	4.39
24/02/2020	6.44	5.31	6.23
25/02/2020	4.89	7.57	4.58
26/02/2020	4.26	5.86	4.1
27/02/2020	4.21	6.43	6.35
28/02/2020	6.97	5.29	5.06
29/02/2020	7.04	5.72	6.46
01/03/2020	6.77	7.07	7.21
02/03/2020	8.05	6.7	7.6
03/03/2020	5.56	3.58	5.28
04/03/2020	1.7	-0.06	1.69
05/03/2020	6.53	4.33	2.34
06/03/2020	4.37	3.87	4.22
07/03/2020	4.54	4.49	3.33
08/03/2020	0.42	1.47	1.54
09/03/2020	1.73	5.13	2.07
10/03/2020	2.45	3.63	2.39
11/03/2020	3.41	4.18	2.85
12/03/2020	1.65	3.93	2.06
13/03/2020	3.41	2.95	3.35
14/03/2020	4.02	2.34	4.04
15/03/2020	1.68	3.62	8.15
16/03/2020	1.11	1.51	-0.42
17/03/2020	2.92	-0.95	3.08
18/03/2020	5.45	7.33	4.38
19/03/2020	5.7	5.04	5.58
20/03/2020	3.82	5.28	3.91
21/03/2020	7.23	4.08	5.8
22/03/2020	2.89	5.54	5.54

23/03/2020	5.81	3.51	3.66
24/03/2020	4.93	6.14	4.97
25/03/2020	6.87	6.29	6.56
26/03/2020	3.84	5.88	3.6
27/03/2020	1.87	0.85	3.02
28/03/2020	2.54	5.58	3.54
29/03/2020	4.24	5.49	3.74
30/03/2020	2.15	0.74	3.98
31/03/2020	4.3	4.01	4.87
01/04/2020	5.62	6.17	6.52
02/04/2020	6.98	5.13	6.05
03/04/2020	1.79	5.04	3.57
04/04/2020	0.87	0.56	1.79
05/04/2020	2.91	3.98	2.26
06/04/2020		4.19	2.83
07/04/2020		6.42	4.58
08/04/2020	5.35	5.04	4.69
09/04/2020	1.64	4.1	3.93
10/04/2020	1.78	1.44	3.5
11/04/2020	1.67	1.98	1.58
12/04/2020	5	6.83	8.36
13/04/2020	8.13	14.13	14.37
14/04/2020	10.25	17.13	14.1
15/04/2020	8.8	12.9	11.16
16/04/2020	6.09	5.46	5.49
17/04/2020	3.56	6.98	4.14
18/04/2020	5.4	8.45	7.87
19/04/2020	7.86	11.89	11.9
20/04/2020	6.81	5.02	6.55
21/04/2020	7.01	9.07	8.85
22/04/2020	8.6	8.47	7.82
23/04/2020	10.86	10.7	9.27
24/04/2020	8.16	7.74	11.25
25/04/2020	7.59	11.96	11.54
26/04/2020	6.25	6.76	5.82
27/04/2020	4.3	8.72	9.48
28/04/2020	6.83	12.6	10.9
29/04/2020	4.81	1.86	5.5
30/04/2020	0.98	3.73	1.03
01/05/2020	2.25	4.44	0.46
02/05/2020	0.96	1.35	1.96
03/05/2020	4.91	5.84	7.51
04/05/2020	6.91	14.46	14.28
05/05/2020	6.79	15.85	20.04
06/05/2020	3.9	12.06	14.75
07/05/2020	7.44	8.45	9.5
08/05/2020	4.36	9.26	4.59
09/05/2020	3.28	2.58	3.49
10/05/2020	3.33	5.59	5.93
11/05/2020	7.75	12.38	15.64

12/05/2020	6.34	12.79	15.43
13/05/2020	10.02	15.82	16.82
14/05/2020	6.1	10.37	8.84
15/05/2020	6.1	14.09	14.25
16/05/2020	6.21	22.37	31.83
17/05/2020	6.06	26.27	26.93
18/05/2020	4.32	10.37	12.71
19/05/2020	6.03	8.25	9.51
20/05/2020	4.06	5.97	5.37
21/05/2020	3.33	4.08	3.24
22/05/2020	0.62	4.37	1.05
23/05/2020	2.95	4.79	2.03
24/05/2020	1.99		2.46
25/05/2020	2.88		2.09
26/05/2020	2.3	2.26	2.16
27/05/2020	5.62	7.68	9.75
28/05/2020	8.79	13.78	19.2
29/05/2020	9.79	20.37	24.18
30/05/2020	9.85	24.78	28.47
31/05/2020	8.84	11.36	8.3
01/06/2020	2.55	2.83	2.56
02/06/2020	2.72	1.77	8.27
03/06/2020	3.07	4.2	7.54
04/06/2020	7.59	13.58	17.87
05/06/2020	9.61	19.29	23.94
06/06/2020	9.22	23.97	31.17
07/06/2020	13.97	30.75	35.3
08/06/2020	8.81	25.14	26.98
09/06/2020	6.57	16.96	23.1
10/06/2020	7.81	15.02	22.94
11/06/2020	6.78	18.6	16.59
12/06/2020	7.85	12.48	14.53
13/06/2020	10.09	18.17	25.55
14/06/2020	4.58	4.03	5.16
15/06/2020	2.51	2.58	1.64
16/06/2020	2.29	3.62	3.3
17/06/2020	5.38	8.13	9.31
18/06/2020	6.07	11.15	15.51
19/06/2020	7.1	17.06	16.86
20/06/2020	5.14	7.21	4.97
21/06/2020	0.73	1.53	2.33
22/06/2020	2.95	0.69	4.56
23/06/2020	2.08		5.99
24/06/2020	3.79		5.34
25/06/2020	3.39	5.7	8.51
26/06/2020	7.28	13.24	19.06
27/06/2020	6.8	28.62	23.38
28/06/2020	8.48	26.33	27.01
29/06/2020	6.79	13.28	11.1
30/06/2020	7.86	15.75	14.55

01/07/2020	11.28	19.58	11.69
02/07/2020	5.55	6.94	4.81
03/07/2020	4.03	5.8	3.8
04/07/2020	3.5	2.85	1.89
05/07/2020	4.33	7.79	12.73
06/07/2020	6.7		10.94
07/07/2020	5.5		6.72
08/07/2020	9.82	16.71	19.77
09/07/2020	10.61	21.59	21.16
10/07/2020	11.04	25.94	28.4
11/07/2020	11.84	23.24	27.76
12/07/2020	8.78	10.01	11.49
13/07/2020	1.03	2.37	1.11
14/07/2020	2.78	4.94	0.97
15/07/2020	1.52	6.82	1.93
16/07/2020	2.52	9.38	3.63
17/07/2020	4.28	14.65	12
18/07/2020	8.15	19.85	15.47
19/07/2020	5.12	6.61	4.45
20/07/2020	4.28	4.83	4.6
21/07/2020	6.72	12.15	15.19
22/07/2020	7.89	17.83	18.38
23/07/2020	8.21	20.04	18.17
24/07/2020	9.68	21.57	21.75
25/07/2020	10.39	19.48	20.23
26/07/2020	2.39	2.95	2.08
27/07/2020	0.7	0.92	0
28/07/2020	2.18	2.4	1.15
29/07/2020	5.7	12.92	10.98
30/07/2020	5.59	13.04	11.47
31/07/2020	9.62	16.64	20.01
01/08/2020	9.81	20.58	27.9
02/08/2020	13.64	23.16	28.76
03/08/2020	10.54	17.84	10.32
04/08/2020	5.33	5.33	6.28
05/08/2020	3.95	3.34	2.7
06/08/2020	6.06	8.05	13.48
07/08/2020	5.58	5.26	3
08/08/2020	2.51	0.36	0.63
09/08/2020	2.1	3.94	1.38
10/08/2020	4.62	5.8	5.8
11/08/2020	4.8	14.29	15.83
12/08/2020	7.74	11.96	12.62
13/08/2020	4.53	5.83	10.01
14/08/2020	5.73	10.93	10.54
15/08/2020	2.93	4.1	7.12
16/08/2020	2.35	2.93	6.79
17/08/2020	1.5	1.56	2.34
18/08/2020	3.7	2.59	2.78
19/08/2020	3.03	1.69	1.14

20/08/2020	1.64	1.43	1.29
21/08/2020	1.65	1.99	1.72
22/08/2020	1.86	1.38	0.86
23/08/2020	0.9	2.4	1.57
24/08/2020	3.98	4.78	
25/08/2020	4.95	10.04	
26/08/2020	6.91	12.92	12.36
27/08/2020	6.33	7.58	6.86
28/08/2020	6.02	8.93	8.12
29/08/2020	8.89	16.87	16.02
30/08/2020	9.26	15.78	12.57
31/08/2020	5.09	5.46	5.98
01/09/2020	8.15	12.27	8.43
02/09/2020	6.91	16.19	10.45
03/09/2020	10.59	12.36	9.09
04/09/2020	6.87	8.47	8.89
05/09/2020	6.67	9.65	7.24
06/09/2020	7.37	16.89	13.52
07/09/2020	9.02	15.48	12.34
08/09/2020	7.6	14.4	6.91
09/09/2020	4.3	4.73	6.16
10/09/2020	3.23	3.15	2.68
11/09/2020	3.52	5.79	6
12/09/2020	8.16	16.25	9.84
13/09/2020	5.88	8.89	5.52
14/09/2020	4.12	3.76	5.21
15/09/2020	5.32	6.08	6.93
16/09/2020	5.39	9.3	8.09
17/09/2020	6.55	9.13	7.16
18/09/2020	4.31	3.45	2.76
19/09/2020	6.26	6.64	7.55
20/09/2020	3.74	3.38	3.64
21/09/2020	3.04	2.32	3.27
22/09/2020	1.53	3.87	3.24
23/09/2020	2.96	3.26	1.94
24/09/2020	0.8	2.81	1.87
25/09/2020	1.95	2.2	1.81
26/09/2020	2.24	3.2	1.62
27/09/2020	3.45	5.11	3.54
28/09/2020	3.7	5.72	6.03
29/09/2020	7.13	10.59	7.86
30/09/2020	8.8	9.21	7.35
01/10/2020	2.76	2.62	4.52
02/10/2020	8.48	7.02	7.73
03/10/2020	5.49	7.65	11.08
04/10/2020	9.62	10.58	10.25
05/10/2020	7.26	8.38	7.65
06/10/2020	3.35	3.28	4.87
07/10/2020	2.76	2.65	2.67
08/10/2020	0.99	-0.79	2.73

09/10/2020	1.53	1.06	0.82
10/10/2020	3.56	3.97	2.56
11/10/2020	5.55	7.86	4
12/10/2020	5.02	3.57	4.35
13/10/2020	5.88	6.86	5.72
14/10/2020	4.81	3.32	3.71
15/10/2020	7.33	9.82	7.33
16/10/2020	4.07	2.9	3.22
17/10/2020	5.75	4.84	2.43
18/10/2020	2.9	5.21	2.94
19/10/2020	3.57	2.74	4.57
20/10/2020	4.46	10.93	3.64
21/10/2020	7.1	7.33	7.69
22/10/2020	9.39	7.22	7.18
23/10/2020	7.3	8.24	6.65
24/10/2020	3.17	2.09	4.16
25/10/2020	2.03	1.8	0.61
26/10/2020	0.54	0.07	1.3
27/10/2020	2.42	1.29	1.76
28/10/2020	2.43	1.65	1.74
29/10/2020	2.54	2.58	3.09
30/10/2020	2.34	1.63	3.57
31/10/2020	0.98	4.5	2.54
01/11/2020	2.22	2.04	2.71
02/11/2020	3.27	4.21	2.61
03/11/2020	4.35	4.4	4.83
04/11/2020	6.16	5.18	4.67
05/11/2020	1.82	0.14	1.73
06/11/2020	3.1	2.68	1.85
07/11/2020	3.29	4.64	4.19
08/11/2020	4.01	4.28	3.37
09/11/2020	2.48	3.38	3.31
10/11/2020	5.41	4.87	4.56
11/11/2020	6.47	6.87	6.8
12/11/2020	9.27	6.65	6.86
13/11/2020	4.09	0.9	4.78
14/11/2020	2.97	4.58	3.95
15/11/2020	3.92	6.59	3.56
16/11/2020	5.47	4.46	6.24
17/11/2020	4.89	6.14	4.53
18/11/2020	4.44	4.99	3.6
19/11/2020	8.62	7.32	7.66
20/11/2020	10.07	9.71	9.74
21/11/2020	9.81	11.55	9.38
22/11/2020	5.89	7.69	6.44
23/11/2020	1.86	2.58	2.74
24/11/2020	6.14	5.82	4.8
25/11/2020	5.59	5.03	3.78
26/11/2020	8.12	9.51	7.57
27/11/2020	10.68	11.27	8.11

28/11/2020	10.86	9.83	9.49
29/11/2020	1.83	2.42	5.17
30/11/2020	6.79	6.69	
01/12/2020	7.72	8.94	
02/12/2020	7.55	5.72	4.24
03/12/2020	3.06	2.94	3.09
04/12/2020	6.04	6.44	5.19
05/12/2020	7.81	8.76	5.73
06/12/2020	4.57	2.62	6.26
07/12/2020	4.09	4.81	3.07
08/12/2020	2.09	2.81	2.53
09/12/2020	4.98	6.35	4.84
10/12/2020	7.33	6.07	7.49
11/12/2020	5.91	4.39	4.81
12/12/2020	3.73	3.15	2.36
13/12/2020	3.65	1.44	1.66
14/12/2020	4.31	3.91	2.17
15/12/2020	3.79	5.57	3.6
16/12/2020	2.46	2.12	2.47
17/12/2020	2.19	3.97	4
18/12/2020	3.57	3.31	4.29
19/12/2020	2.93	3.39	2.32
20/12/2020	1.41	2.07	1.25
21/12/2020	3.67	3.66	5.52
22/12/2020	0.29	1.08	2.46
23/12/2020	4.89	4.32	2.59
24/12/2020	3.68	4.83	4.94
25/12/2020	2.26	2.23	5.72
26/12/2020	5.69	5.82	4.04
27/12/2020	2.95	3.37	4.14
28/12/2020	1.93	3.34	5.27
29/12/2020	3.1	2.81	0.89
30/12/2020	3.21	2.52	2.26
31/12/2020	2.45	1.94	2.13
01/01/2021	2.17	1.26	1.34
02/01/2021	1.57	3.2	0.47
03/01/2021	0	4.32	3.58
04/01/2021	5.3	5.14	4.59
05/01/2021	2.82	2.9	2.5
06/01/2021	0	1.27	2.19
07/01/2021		2.5	3.42
08/01/2021		4.33	3
09/01/2021		2.13	2.05
10/01/2021		3.39	3.77
11/01/2021		3.05	5.42
12/01/2021		5.79	4.96
13/01/2021		7.84	5.68
14/01/2021		1.77	5.82
15/01/2021		4.16	4.73
16/01/2021		4.48	3.58

17/01/2021		6.49	4.72
18/01/2021		6.04	5.86
19/01/2021		6.79	6.48
20/01/2021		5.85	7.5
21/01/2021		5.59	5.97
22/01/2021		8.77	6.25
23/01/2021		9.54	6.59
24/01/2021		6.13	8.28
25/01/2021		6.75	9.17
26/01/2021		8.49	5.18
27/01/2021		0.2	4.83
28/01/2021		2	0.48
29/01/2021		1.78	0.97
30/01/2021		3.67	4.84
31/01/2021		1.94	3.01
01/02/2021		2.29	2.41
02/02/2021		1.86	4.39
03/02/2021		4.51	4.09
04/02/2021	9.1	8.01	6.57
05/02/2021	5.15	6.66	6.42
06/02/2021	2.11	1.08	3.4
07/02/2021	4.15	4.83	3.09
08/02/2021	3.82	3.04	4.56
09/02/2021	4.37	4.48	6.56
10/02/2021	2.89	3.21	0.67
11/02/2021	5.18	6.08	6.01
12/02/2021	8.61	7.61	4.28
13/02/2021	3.21	3.4	4.29
14/02/2021	1.83	3.34	2.72
15/02/2021	4.56	4.44	4.81
16/02/2021	1.43	2.04	0.98
17/02/2021	3.14	2.68	3.23
18/02/2021	3.04	5.34	3.13
19/02/2021	4.46	4.22	3.02
20/02/2021	4.04	3.65	6.07
21/02/2021	3.22	6.6	5.88
22/02/2021	4.43	3.53	
23/02/2021	4.54	3.09	4.65
24/02/2021	4.65	3.14	0.55
25/02/2021	2.93	3.72	2.78
26/02/2021	7.15	3.54	4.32
27/02/2021	6.76	5.71	5.84
28/02/2021	7.24	6.69	3.16
01/03/2021	4.75	5.9	6.91
02/03/2021	7.51	6.22	5.3
03/03/2021	7.04	6.99	6.52
04/03/2021	3.82	3.77	5.96
05/03/2021	5.7	8.17	5.73
06/03/2021	8.45	6.72	7.99
07/03/2021	5.33	7.51	7.77

08/03/2021	8.47	9.25	8.82
09/03/2021	5.65	4.71	5.84
10/03/2021	6.36	7.45	7.98
11/03/2021	6.34	6.83	5.9
12/03/2021	5.84	5.95	5.32
13/03/2021	3.69	3.59	4.64
14/03/2021	3.37	2.4	6.74
15/03/2021	5.03	3.75	2.53
16/03/2021	4.31	3.87	2.52
17/03/2021	1.7	2.56	3.29
18/03/2021	3.57	1.36	1.7
19/03/2021	0.36	1.63	1.85
20/03/2021	2.24	2.09	1.79
21/03/2021	2.64	3.3	5.05
22/03/2021	1.49	1.37	1.89
23/03/2021	1.22	-0.65	-0.61
24/03/2021	1.52	0.51	5.25
25/03/2021	1.81	0.52	3.67
26/03/2021	3.42	6.17	4.12
27/03/2021	4.09	4.08	4.21
28/03/2021	4.16	3.24	5.01
29/03/2021	4.4	6	3.44
30/03/2021	6.63	6.87	6.45
31/03/2021	5.59	4.79	4.55
01/04/2021	5.76	6.26	5.38
02/04/2021	5.28	6.56	7.87
03/04/2021	5.55	4.65	7.92
04/04/2021	7.33	10.89	6.46
05/04/2021	8.66	9.75	11.28
06/04/2021	6.06	5.27	6.71
07/04/2021	3.98	2.84	3.21
08/04/2021		3.51	3.85
09/04/2021		5.44	4.73
10/04/2021	6.28	5.61	2.13
11/04/2021	3.42	3.26	1.19
12/04/2021	9.53	12.27	9.11
13/04/2021	10.14	14.56	8.66
14/04/2021	11.44	9.59	10.03
15/04/2021	8.92	7.2	9.34
16/04/2021	10.8	13.1	10.75
17/04/2021	6.48	7.74	10.92
18/04/2021	9.83	11.63	14.79
19/04/2021	16.43	16.83	20.03
20/04/2021	10.76	10.65	12.48
21/04/2021	2.95	4.14	5.79
22/04/2021	7.29	6.89	8.1
23/04/2021	6.94	6.84	13.35
24/04/2021	7.94	9.41	19.69
25/04/2021	8.27	12.13	15.15
26/04/2021	7.09	10.25	16.93

27/04/2021	7.8	12.26	13.18
28/04/2021	15.6	15.65	18.67
29/04/2021	20.43	25.24	27.86
30/04/2021	21.79	28.22	25.82
01/05/2021	16.28	26.55	25.4
02/05/2021	12.25	20.94	22.82
03/05/2021	7.77	11.48	10.71
04/05/2021	3.24	3.04	2.62
05/05/2021	1.89	0.9	0.8
06/05/2021	2.64	3.08	1.71
07/05/2021	5.04	3.54	6.92
08/05/2021	4.63	8.07	10.89
09/05/2021	9.23	7.66	15.83
10/05/2021	6.18	7.28	8.09
11/05/2021	2.84	4.29	4.59
12/05/2021	2.55	4.95	3.96
13/05/2021	4.7	7.29	6.14
14/05/2021	2.03	2.62	1.86
15/05/2021	5.2	4.14	7.53
16/05/2021	7.48	10.37	13.02
17/05/2021	5.24	6.59	6.23
18/05/2021	6.73	13.05	17.77
19/05/2021	11.9	18.65	23.95
20/05/2021	12.25	14.59	22.32
21/05/2021	8.13	13.87	25.15
22/05/2021	6.29	13.28	20.97
23/05/2021	7.63	13.44	17.89
24/05/2021	4.06	8.8	14.04
25/05/2021	4.44	8.85	11.11
26/05/2021	0.5	1.13	7.34
27/05/2021	7.93	3.54	11.19
28/05/2021	2.38	2.4	7.09
29/05/2021	4.2	4.4	4.31
30/05/2021	5.34	13.12	12.74
31/05/2021	7.03	23.17	22.3
01/06/2021	10.11	16.34	16.76
02/06/2021	8.38	12.46	13.67
03/06/2021	8.54	9.9	9.62
04/06/2021	2.97	5.36	8.21
05/06/2021	5.22	9.13	8.53
06/06/2021	6.73	4.66	8.62
07/06/2021	6.05	7.98	9.74
08/06/2021	5.1	7.12	5.38
09/06/2021	3.34	3.31	2.88
10/06/2021	2.17	2.58	2.37
11/06/2021	4.44	2.72	3.26
12/06/2021	4.56	4.18	3.03
13/06/2021	4.79	2.77	4.81
14/06/2021	9.06	13.11	12.87
15/06/2021	8.2	14.84	13.73

16/06/2021	8.54	16.04	13.85
17/06/2021	1.89	0.73	1.86
18/06/2021	2.9	2.82	3.65
19/06/2021	2.35	2.52	2.25
20/06/2021	1.97	6.62	3.81
21/06/2021	4.28	16.65	15.63
22/06/2021	8.21	13.28	14.74
23/06/2021	8.26	10.4	14.62
24/06/2021	3.48	1.71	3.13
25/06/2021	2.72	2.37	2.54
26/06/2021	1.63	1.25	3.17
27/06/2021	4.39	4.15	7.48
28/06/2021	5.36	9.25	16.17
29/06/2021	6.54	9.15	19.13
30/06/2021	3.01	5.87	7.02
01/07/2021	8.34	10.71	7.71
02/07/2021	3.23	1.67	3.16
03/07/2021	1.57	0.96	3.52
04/07/2021	3.37	2.63	2.22
05/07/2021	2.9	4.96	8.4
06/07/2021	5.09	10.3	11.67
07/07/2021	5.14	19.5	18
08/07/2021	6.69	24.86	25.59
09/07/2021	10.28	18.72	19.81
10/07/2021	5.98	14.11	9.17
11/07/2021	5.1	15.17	11.59
12/07/2021	8.19	15.45	21.87
13/07/2021	6.44	8.78	12.22
14/07/2021	3.58	5.54	4.66
15/07/2021	5.15	4.35	4.26
16/07/2021	1.32	0.52	1.39
17/07/2021	3	2.3	4.22
18/07/2021	3.8	2.2	8.63
19/07/2021	3.38	3.44	5.59
20/07/2021	1.63	0.72	4.83
21/07/2021	4.65	9.82	9.59
22/07/2021	8.6	21.98	24.11
23/07/2021	7.33	12.84	16.27
24/07/2021	2.36	0.7	3
25/07/2021	2.31	2.33	1.88
26/07/2021	4.57	2.94	1.97
27/07/2021	2.77	3.85	4.95
28/07/2021	4.91	2.61	2.81
29/07/2021	2.58	5.46	6.88
30/07/2021	9.46	9.34	15.57
31/07/2021	10.62	16	15.05
01/08/2021	7.06	13.08	12.79
02/08/2021	4.5	8.66	6.66
03/08/2021	2.93	2.88	4.07
04/08/2021	1.4	1.85	1.94

05/08/2021	2.49	0.77	5.47
06/08/2021	4.96	2.97	7.63
07/08/2021	4.84	8.24	14.82
08/08/2021	5.65	10.28	19.11
09/08/2021	6.36	11.63	15.04
10/08/2021	7.17	18.22	18.27
11/08/2021	7.6	11.11	9.38
12/08/2021	1.67	1.16	4.3
13/08/2021	4.36	7.74	15.72
14/08/2021	7.38	16.68	21.42
15/08/2021	7.33	10.64	18.99
16/08/2021	4.24	5.25	3.74
17/08/2021	3.13	5.84	7.85
18/08/2021	6.18	10.24	17.07
19/08/2021	9.51	20.43	23.13
20/08/2021	8.11	16.12	16.85
21/08/2021	6.99	7.97	9.61
22/08/2021	8.65	18.33	20.16
23/08/2021	5.03	6.64	3.74
24/08/2021	0.96	-0.43	2.08
25/08/2021	2.75	2.93	2.48
26/08/2021	2.68	7.27	2.29
27/08/2021	1.4	3.16	1.87
28/08/2021	5.94	4.71	8.23
29/08/2021	5.8	9.94	11.7
30/08/2021	5.6	4.37	3.78
31/08/2021	7.14	7.6	8.09
01/09/2021	6.26	6.97	10.08
02/09/2021	9.65	12.08	11.14
03/09/2021	8.16	9.26	12.14
04/09/2021	4.35	4.06	2.44
05/09/2021	0.23	0.7	2.68
06/09/2021	3.55	5.63	8.61
07/09/2021	7.09	7.63	11.25
08/09/2021	4.76	5.55	8.49
09/09/2021	5.02	2.9	5.99
10/09/2021	3.23	4.67	4.9
11/09/2021	4.84	4.18	5.72
12/09/2021	3.65	3.93	4.49
13/09/2021	4.06	6.32	5.32
14/09/2021	2.47	1.91	4.27
15/09/2021	3.4	4.25	6.72
16/09/2021	2.86	1.65	3.6
17/09/2021	4.68	5.29	4.68
18/09/2021	3.58	2.06	5.7
19/09/2021	3.95	3.56	5.54
20/09/2021	3.85	3.7	4.39
21/09/2021	1.98	3.84	5.71
22/09/2021	5.91	7.63	5.56
23/09/2021	3.16	4.18	4.6

24/09/2021	3.73	2.59	4.03
25/09/2021	5.46	5.63	4.59
26/09/2021	2.36	2.63	4.94
27/09/2021	5.43	6.85	6.43
28/09/2021	6.84	10.54	7.62
29/09/2021	7.13	6.84	6.05
30/09/2021	3.03	2.1	4.38
01/10/2021	3.85	6.37	2.86
02/10/2021	3.49	1.77	3.43
03/10/2021	4.65	5.32	6.1
04/10/2021	2.38	3.44	4.05
05/10/2021	2.97	4.12	1.57
06/10/2021	6.03	5.62	4.88
07/10/2021	4.95	4.24	2.78
08/10/2021	5.72	5.9	4.24
09/10/2021	7.54	11.46	8.03
10/10/2021	5.22	7.66	7.89
11/10/2021	0	1.92	2.05
12/10/2021	2.88	3.51	1.73
13/10/2021	2.81	2.48	1.44
14/10/2021	1.4	2	5.75
15/10/2021	2.53	2.12	2.01
16/10/2021	1.52	3	1.99
17/10/2021	3.29	2.85	2.23
18/10/2021	4.88	4.48	3.64
19/10/2021	2.54	0.55	3.56
20/10/2021	2.91	4.15	1.56
21/10/2021	2.96		2.74
22/10/2021	4.78	3.41	5.18
23/10/2021	3.92	6.2	6.77
24/10/2021	1.24	1.47	2.29
25/10/2021	3.35	4.13	4.11
26/10/2021	6.76	5.8	4.24
27/10/2021	4.61	4.88	4.56
28/10/2021	5.77	4.8	4.04
29/10/2021	4.01	3.68	4.72
30/10/2021	4.08	3.85	4.33
31/10/2021	6	6.67	4.54
01/11/2021	6.88	6.87	6.43
02/11/2021	6.69	7.61	6.15
03/11/2021	7.25	5.75	4.56
04/11/2021	3.92	2.77	3.71
05/11/2021	1.82	1.23	2.76
06/11/2021	3.11	3.29	3.17
07/11/2021	0.13	2.81	1.81
08/11/2021	4.91	2.4	3.12
09/11/2021	2.27	3.62	3.38
10/11/2021	7.36	6.1	4.14
11/11/2021	0.94	1.07	2.36
12/11/2021	1.2	1.07	0.71

13/11/2021	1.41	1.76	1.44
14/11/2021	0.44	0.77	1.26
15/11/2021	2.06	4.15	1.98
16/11/2021	4.04	3.83	4.14
17/11/2021	3.91	4.82	4.52
18/11/2021	4.21	4.86	3.44
19/11/2021	5.16	5.7	3.66
20/11/2021	2.22	2.78	2.64
21/11/2021	-0.25	-0.94	0.6
22/11/2021	1.86	2.98	3.18
23/11/2021	5.43	4.6	2.71
24/11/2021	5.52	2.12	3.27
25/11/2021	3.45	2.79	3.9
26/11/2021	-0.04	-1.21	1.87
27/11/2021	3.4	2.18	3.09
28/11/2021	3.44	3.94	3.29
29/11/2021	5.68	5.61	5.29
30/11/2021	5.96	7.17	4.66
01/12/2021	6.4	5.99	5.51
02/12/2021	4.9	5.05	3.99
03/12/2021	4.42	5.24	6.08
04/12/2021	2.97	3.31	3.85
05/12/2021	3.6	0.24	3.34
06/12/2021	5.48	5.48	3.41
07/12/2021	5.58	4.38	2.47
08/12/2021	2.05	3.06	3.97
09/12/2021	1.1	1.59	1.14
10/12/2021	-0.6	-0.49	0.61
11/12/2021	0.65	1.57	1.12
12/12/2021	1.86	3.16	3.47
13/12/2021	5.72	5.51	
14/12/2021	7.38	5.41	
15/12/2021	6.31	7.55	4.36
16/12/2021	3.62	3.58	5.18
17/12/2021	6	5.95	6.75
18/12/2021	8.27	8.16	6.92
19/12/2021	1.81	0.1	3.81
20/12/2021	5.27	4.88	5.57
21/12/2021	5.68	6.37	
22/12/2021	6.91	5.26	4.29
23/12/2021	2.26	3.11	1.22
24/12/2021	3.42	2.54	4.97
25/12/2021	5.04	5.22	3.6
26/12/2021	3.6	4.12	5.93
27/12/2021	0.56	1.27	3.9
28/12/2021	1.3	1.84	1.81
29/12/2021	3.47	4.02	2.32
30/12/2021	3.75	2.54	3.22
31/12/2021	3.12	6.28	5.38

From: Chatterjee, Swarup (Health)
Sent: Friday, 21 October 2022 15:56
To: Grimes, Sean
Subject: RE: Request for PM2.5 data - Commissioner for Sustainability and the Environment

OFFICIAL

Thanks, you too, stay dry.

Swarup Chatterjee | Assistant Director Environmental Chemistry

Ph: 02 5124 9139 | Email: swarup.chatterjee@act.gov.au

ACT Government Analytical Laboratory | Health Protection Service | Public Health Protection and Regulation | ACT Health Directorate

Howard Florey Centenary House, Ngunnawal Country, 25 Mulley Street, Holder ACT 2611

health.act.gov.au

If you would like to provide feedback, there is a short survey here: <https://www.surveymonkey.com/r/ACTGALEnvironmentalChem>



From: Grimes, Sean <Sean.Grimes@act.gov.au>
Sent: Friday, 21 October 2022 3:56 PM
To: Chatterjee, Swarup (Health) <Swarup.Chatterjee@act.gov.au>
Subject: RE: Request for PM2.5 data - Commissioner for Sustainability and the Environment

OFFICIAL

That's great, when I looked at the access Canberra data, I thought it would take ages with dedicated software. Thanks again!! Enjoy your rainy weekend.

From: Chatterjee, Swarup (Health) <Swarup.Chatterjee@act.gov.au>
Sent: Friday, 21 October 2022 3:54 PM
To: Grimes, Sean <Sean.Grimes@act.gov.au>
Subject: RE: Request for PM2.5 data - Commissioner for Sustainability and the Environment

OFFICIAL

Hi Sean – OK I should be able to do that, should have it sorted next week. We have the data better organised, and better software now so it's easy to summarise large data sets (hence Civic is no extra work).

Cheers,

Swarup

Swarup Chatterjee | Assistant Director Environmental Chemistry

Ph: 02 5124 9139 | Email: swarup.chatterjee@act.gov.au

ACT Government Analytical Laboratory | Health Protection Service | Public Health Protection and Regulation | ACT Health Directorate

Howard Florey Centenary House, Ngunnawal Country, 25 Mulley Street, Holder ACT 2611

health.act.gov.au

If you would like to provide feedback, there is a short survey here: <https://www.surveymonkey.com/r/ACTGALEnvironmentalChem>



From: Grimes, Sean <Sean.Grimes@act.gov.au>

Sent: Friday, 21 October 2022 3:51 PM

To: Chatterjee, Swarup (Health) <Swarup.Chatterjee@act.gov.au>

Subject: RE: Request for PM2.5 data - Commissioner for Sustainability and the Environment

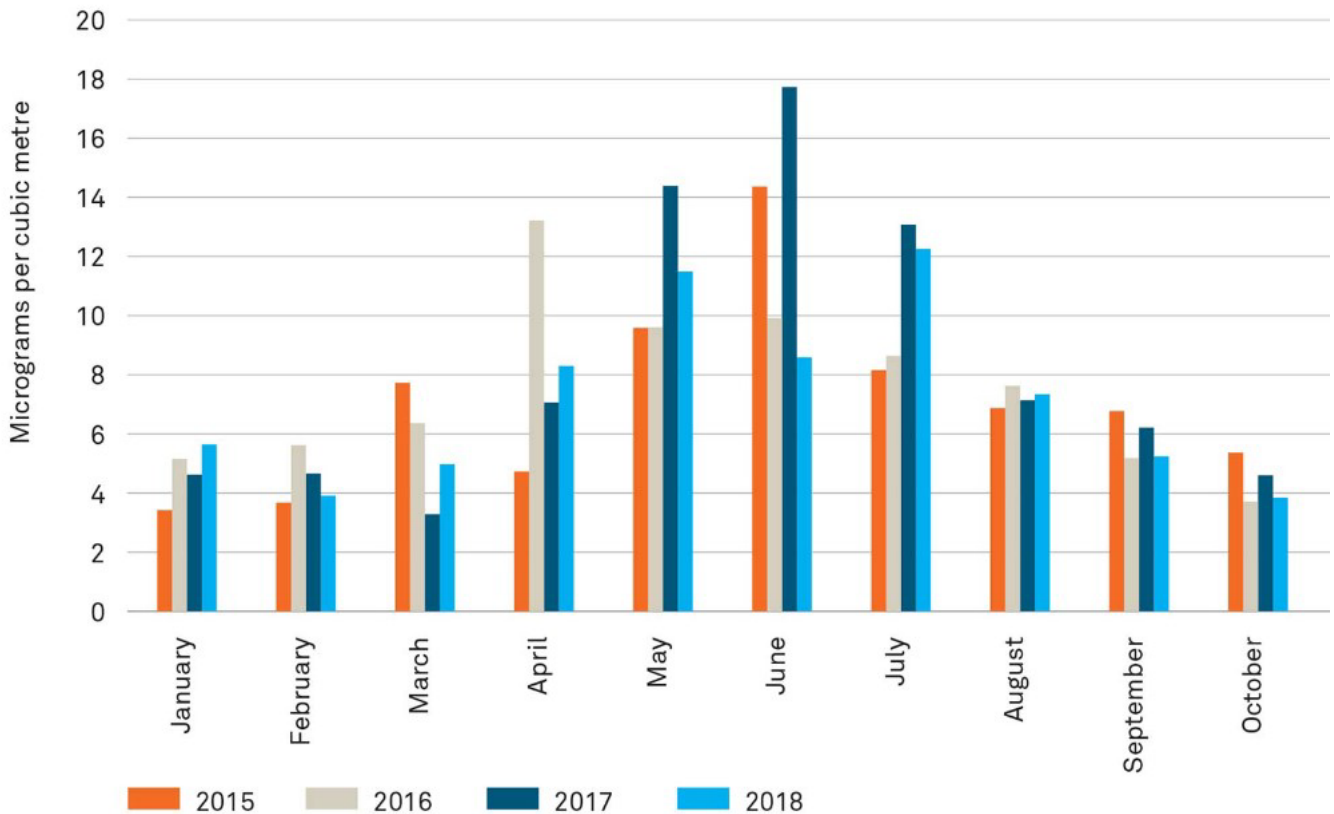
OFFICIAL

Hey Swarup,

Sure, Civic could be useful if it's no bother.

For the maximums, I think it is the daily 1-hour maximum PM2.5 in a calendar day as you state – we just want to know the highest level on each day.

And for the monthly maximum, I think what you said is what we want - it would be the average of all the daily maximums for each month. I.e. we want to compare the average maximums for each month, rather than each day. We want to update the following graph:



Monthly average daily maximum **Particulate matter 2.5** levels for the Monash air quality. This graph shows that the highest levels of **Particulate matter 2.5** occur in the colder months that most high levels are caused by wood heaters used for the heating of houses. High levels outside of the winter months are mainly due to planned burns for fire management. Data from ACT Health Directorate.

Hope that makes sense, if not, please give me a call.

Cheers
Sean

Sean Grimes | Director of Environmental Assessments and Reporting

Phone: 02 6205 1084

Email: sean.grimes@act.gov.au

Office of the Commissioner for Sustainability and the Environment

Nara Centre

3 Constitution Avenue Canberra City ACT 2601

GPO Box 158 Canberra ACT 2601 | www.envcomm.act.gov.au

Check out the 2019 ACT State of the Environment Report at https://www.envcomm.act.gov.au/soe_about-the-report

From: Chatterjee, Swarup (Health) <Swarup.Chatterjee@act.gov.au>
Sent: Friday, 21 October 2022 3:40 PM
To: Grimes, Sean <Sean.Grimes@act.gov.au>
Subject: RE: Request for PM2.5 data - Commissioner for Sustainability and the Environment

OFFICIAL

A couple of questions Sean:

- Do you want Civic PM2.5? It's no extra work really
- By daily maximum, do you mean the daily 1-hour maximum PM2.5 in a calendar day?
- Same with monthly maximum – do you mean the maximum daily average for the month?

Regards,

Swarup

Swarup Chatterjee | Assistant Director Environmental Chemistry

Ph: 02 5124 9139 | Email: swarup.chatterjee@act.gov.au

ACT Government Analytical Laboratory | Health Protection Service | Public Health Protection and Regulation | ACT Health Directorate

Howard Florey Centenary House, Ngunnawal Country, 25 Mulley Street, Holder ACT 2611

health.act.gov.au

If you would like to provide feedback, there is a short survey here: <https://www.surveymonkey.com/r/ACTGALEnvironmentalChem>



From: Grimes, Sean <Sean.Grimes@act.gov.au>
Sent: Friday, 21 October 2022 2:55 PM
To: Chatterjee, Swarup (Health) <Swarup.Chatterjee@act.gov.au>
Subject: RE: Request for PM2.5 data - Commissioner for Sustainability and the Environment

OFFICIAL

Next week is absolutely fine. Thanks Swarup!

From: Chatterjee, Swarup (Health) <Swarup.Chatterjee@act.gov.au>
Sent: Friday, 21 October 2022 2:50 PM
To: Grimes, Sean <Sean.Grimes@act.gov.au>
Subject: RE: Request for PM2.5 data - Commissioner for Sustainability and the Environment

OFFICIAL

Hi Sean – ok yes I did not see that. When do you need it by? I can provide it but probably will have to wait till next week.

Regards,

Swarup

Swarup Chatterjee | Assistant Director Environmental Chemistry

Ph: 02 5124 9139 | Email: swarup.chatterjee@act.gov.au

ACT Government Analytical Laboratory | Health Protection Service | Public Health Protection and Regulation | ACT Health Directorate

Howard Florey Centenary House, Ngunnawal Country, 25 Mulley Street, Holder ACT 2611

health.act.gov.au

If you would like to provide feedback, there is a short survey here: <https://www.surveymonkey.com/r/ACTGALEnvironmentalChem>



From: Grimes, Sean <Sean.Grimes@act.gov.au>

Sent: Friday, 21 October 2022 12:49 PM

To: Chatterjee, Swarup (Health) <Swarup.Chatterjee@act.gov.au>

Subject: FW: Request for PM2.5 data - Commissioner for Sustainability and the Environment

OFFICIAL

Hello Swarup, thanks for the data. I think you have responded to the initial email and not the formal request I sent after my discussion with Daniel today. Please see the formal request with the data required below. I'm really sorry for this inconvenience.

Many thanks

Sean

From: Grimes, Sean

Sent: Friday, 21 October 2022 11:14 AM

To: Andres, Daniel (Health) <Daniel.Andres@act.gov.au>

Subject: Request for PM2.5 data - Commissioner for Sustainability and the Environment

OFFICIAL

Hey Daniel, following on from our discussion on air quality data, could you please supply the following data:

PM2.5 data for the Monash and Florey stations from 1 Jan 2015 to most current complete month.

- 1) Daily average
- 2) Monthly average (calendar month e.g. January)
- 3) Daily maximum
- 4) Monthly average maximum
- 5) Annual number (days) of PM2.5 exceedances by cause

Could also please clarify your preferred statistical approach to hours/days with no monitoring results. Do you remove these from the daily/monthly average calculations, or are they included as days with no detectable levels?

Thanks for this, much appreciated.

Cheers

Sean

Sean Grimes | Director of Environmental Assessments and Reporting

Phone: 02 6205 1084

Email: sean.grimes@act.gov.au

Office of the Commissioner for Sustainability and the Environment
Nara Centre
3 Constitution Avenue Canberra City ACT 2601
GPO Box 158 Canberra ACT 2601 | www.envcomm.act.gov.au

From: Chatterjee, Swarup (Health)
Sent: Tuesday, 25 October 2022 10:28
To: Grimes, Sean
Subject: RE: Request for PM2.5 data - Commissioner for Sustainability and the Environment
Attachments: OCSE_daily averages 2015-2022.xlsx

OFFICIAL

Hi Sean,

Here is the rest of the data request. I realised that I hadn't added 2022 data to the PM2.5 daily averages spreadsheet, so I've attached the complete dataset here.

Here is the exceedance information

Year	Civic	Florey	Monash
2015	0	0	6 Wood heater
2016	0	1 Wood heater	6 Hazard reduction burn 2 Wood heater
2017	1 Hazard reduction burn	0	12 Wood heater
2018	1 Dust storm	1 Dust Storm 1 Hazard reduction burn	1 Dust storm 1 Wood heater
2019	24 Bushfire 5 Dust storm	23 Bushfire 4 Dust storm	23 Bushfire 3 Dust storm 2 Wood heater
2020	18 Bushfire	19 Bushfire 6 Wood heater	25 Bushfire 12 Wood heater
2021	0	2 Hazard reduction burn 1 combination of hazard reduction burn (day) and wood heater use (night)	2 Hazard reduction burn 1 combination of hazard reduction burn (day) and wood heater use (night) 2 Wood heater
Jan-Sept 2022	0	0	0

Also your question about our approach to hours/days with no monitoring results. We use a data threshold of 75%, applied to all time periods (hours, days, months). I can't remember where this threshold originated – it may have been a USEPA thing – but it was recently codified as a requirement in Australian Standard 3580.19 (2020) Ambient air quality data validation and reporting.

Regards,

Swarup

Swarup Chatterjee | Assistant Director Environmental Chemistry

Ph: 02 5124 9139 | Email: swarup.chatterjee@act.gov.au

ACT Government Analytical Laboratory | Health Protection Service | Public Health Protection and Regulation | ACT Health Directorate
 Howard Florey Centenary House, Ngunnawal Country, 25 Mulley Street, Holder ACT 2611
health.act.gov.au

If you would like to provide feedback, there is a short survey here: <https://www.surveymonkey.com/r/ACTGALEnvironmentalChem>



From: Grimes, Sean <Sean.Grimes@act.gov.au>
Sent: Monday, 24 October 2022 12:08 PM
To: Chatterjee, Swarup (Health) <Swarup.Chatterjee@act.gov.au>
Subject: RE: Request for PM2.5 data - Commissioner for Sustainability and the Environment

OFFICIAL

Thanks Swarup, most appreciated!

From: Chatterjee, Swarup (Health) <Swarup.Chatterjee@act.gov.au>
Sent: Monday, 24 October 2022 11:52 AM
To: Grimes, Sean <Sean.Grimes@act.gov.au>
Subject: RE: Request for PM2.5 data - Commissioner for Sustainability and the Environment

OFFICIAL

Hi Sean,

I'm sending some of the data first up. It may take time to collate all the exceedance information. Having already sent the daily PM2.5 averages, these are the daily maximum, monthly average, and monthly average of daily maximums. Hope this is good to start with.

Regards,

Swarup

Swarup Chatterjee | Assistant Director Environmental Chemistry

Ph: 02 5124 9139 | Email: swarup.chatterjee@act.gov.au

ACT Government Analytical Laboratory | Health Protection Service | Public Health Protection and Regulation | ACT Health Directorate
 Howard Florey Centenary House, Ngunnawal Country, 25 Mulley Street, Holder ACT 2611
health.act.gov.au

If you would like to provide feedback, there is a short survey here: <https://www.surveymonkey.com/r/ACTGALEnvironmentalChem>



From: Grimes, Sean <Sean.Grimes@act.gov.au>
Sent: Friday, 21 October 2022 3:56 PM
To: Chatterjee, Swarup (Health) <Swarup.Chatterjee@act.gov.au>
Subject: RE: Request for PM2.5 data - Commissioner for Sustainability and the Environment

OFFICIAL

That's great, when I looked at the access Canberra data, I thought it would takes ages with dedicated software. Thanks again!! Enjoy your rainy weekend.

From: Chatterjee, Swarup (Health) <Swarup.Chatterjee@act.gov.au>
Sent: Friday, 21 October 2022 3:54 PM

To: Grimes, Sean <Sean.Grimes@act.gov.au>

Subject: RE: Request for PM2.5 data - Commissioner for Sustainability and the Environment

OFFICIAL

Hi Sean – OK I should be able to do that, should have it sorted next week.

We have the data better organised, and better software now so it's easy to summarise large data sets (hence Civic is no extra work).

Cheers,

Swarup

Swarup Chatterjee | Assistant Director Environmental Chemistry

Ph: 02 5124 9139 | Email: swarup.chatterjee@act.gov.au

ACT Government Analytical Laboratory | Health Protection Service | Public Health Protection and Regulation | ACT Health Directorate

Howard Florey Centenary House, Ngunnawal Country, 25 Mulley Street, Holder ACT 2611

health.act.gov.au

If you would like to provide feedback, there is a short survey here: <https://www.surveymonkey.com/r/ACTGALEnvironmentalChem>



From: Grimes, Sean <Sean.Grimes@act.gov.au>

Sent: Friday, 21 October 2022 3:51 PM

To: Chatterjee, Swarup (Health) <Swarup.Chatterjee@act.gov.au>

Subject: RE: Request for PM2.5 data - Commissioner for Sustainability and the Environment

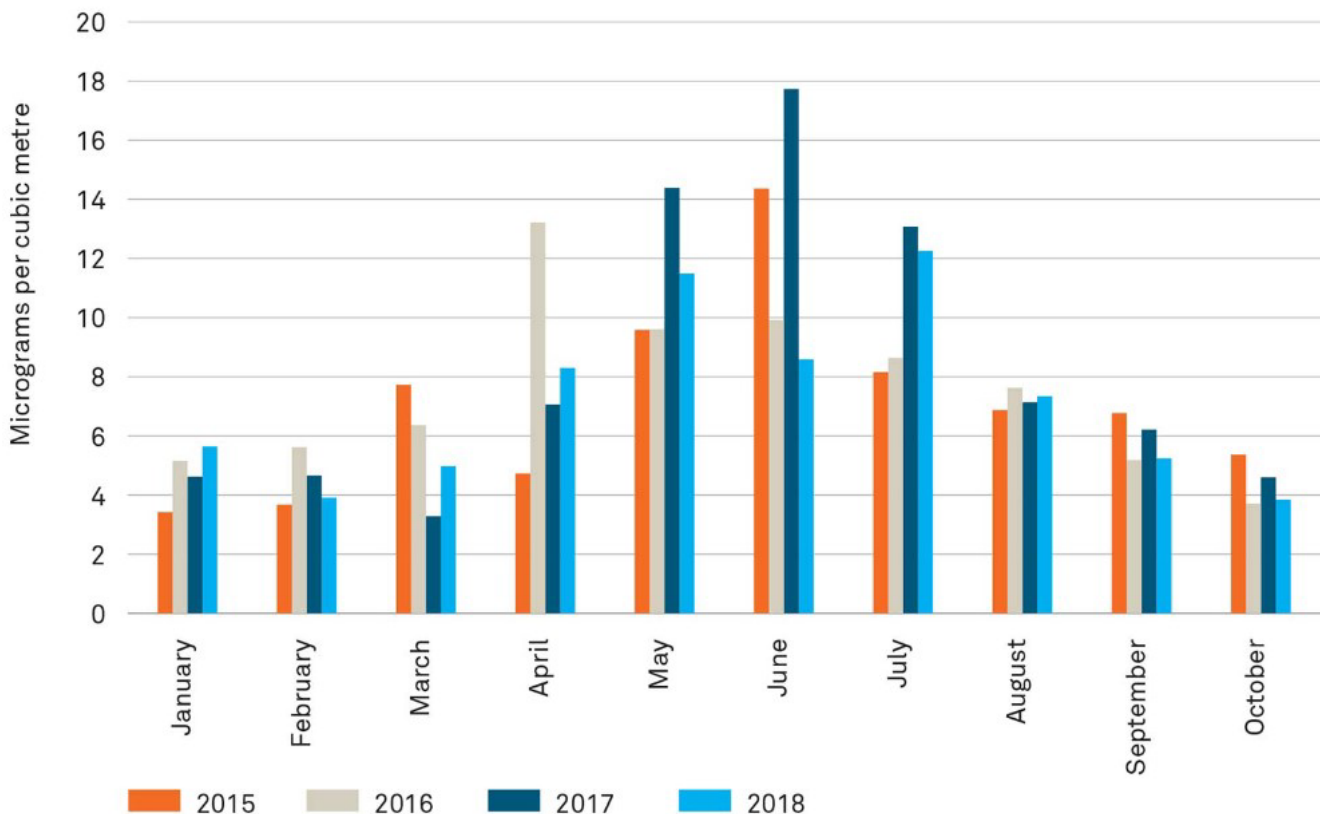
OFFICIAL

Hey Swarup,

Sure, Civic could be useful if it's no bother.

For the maximums, I think it is the daily 1-hour maximum PM2.5 in a calendar day as you state – we just want to know the highest level on each day.

And for the monthly maximum, I think what you said is what we want - it would be the average of all the daily maximums for each month. I.e. we want to compare the average maximums for each month, rather than each day. We want to update the following graph:



Monthly average daily maximum **Particulate matter 2.5** levels for the Monash air quality. This graph shows that the highest levels of **Particulate matter 2.5** occur in the colder months that most high levels are caused by wood heaters used for the heating of houses. High levels outside of the winter months are mainly due to planned burns for fire management. Data from ACT Health Directorate.

Hope that makes sense, if not, please give me a call.

Cheers
Sean

Sean Grimes | Director of Environmental Assessments and Reporting

Phone: 02 6205 1084

Email: sean.grimes@act.gov.au

Office of the Commissioner for Sustainability and the Environment

Nara Centre

3 Constitution Avenue Canberra City ACT 2601

GPO Box 158 Canberra ACT 2601 | www.envcomm.act.gov.au

Check out the 2019 ACT State of the Environment Report at https://www.envcomm.act.gov.au/soe_about-the-report

From: Chatterjee, Swarup (Health) <Swarup.Chatterjee@act.gov.au>
Sent: Friday, 21 October 2022 3:40 PM
To: Grimes, Sean <Sean.Grimes@act.gov.au>
Subject: RE: Request for PM2.5 data - Commissioner for Sustainability and the Environment

OFFICIAL

A couple of questions Sean:

- Do you want Civic PM2.5? It's no extra work really
- By daily maximum, do you mean the daily 1-hour maximum PM2.5 in a calendar day?
- Same with monthly maximum – do you mean the maximum daily average for the month?

Regards,

Swarup

Swarup Chatterjee | Assistant Director Environmental Chemistry

Ph: 02 5124 9139 | Email: swarup.chatterjee@act.gov.au

ACT Government Analytical Laboratory | Health Protection Service | Public Health Protection and Regulation | ACT Health Directorate

Howard Florey Centenary House, Ngunnawal Country, 25 Mulley Street, Holder ACT 2611

health.act.gov.au

If you would like to provide feedback, there is a short survey here: <https://www.surveymonkey.com/r/ACTGALEnvironmentalChem>



From: Grimes, Sean <Sean.Grimes@act.gov.au>
Sent: Friday, 21 October 2022 2:55 PM
To: Chatterjee, Swarup (Health) <Swarup.Chatterjee@act.gov.au>
Subject: RE: Request for PM2.5 data - Commissioner for Sustainability and the Environment

OFFICIAL

Next week is absolutely fine. Thanks Swarup!

From: Chatterjee, Swarup (Health) <Swarup.Chatterjee@act.gov.au>
Sent: Friday, 21 October 2022 2:50 PM
To: Grimes, Sean <Sean.Grimes@act.gov.au>
Subject: RE: Request for PM2.5 data - Commissioner for Sustainability and the Environment

OFFICIAL

Hi Sean – ok yes I did not see that. When do you need it by? I can provide it but probably will have to wait till next week.

Regards,

Swarup

Swarup Chatterjee | Assistant Director Environmental Chemistry

Ph: 02 5124 9139 | Email: swarup.chatterjee@act.gov.au

ACT Government Analytical Laboratory | Health Protection Service | Public Health Protection and Regulation | ACT Health Directorate

Howard Florey Centenary House, Ngunnawal Country, 25 Mulley Street, Holder ACT 2611

health.act.gov.au

If you would like to provide feedback, there is a short survey here: <https://www.surveymonkey.com/r/ACTGALEnvironmentalChem>



From: Grimes, Sean <Sean.Grimes@act.gov.au>

Sent: Friday, 21 October 2022 12:49 PM

To: Chatterjee, Swarup (Health) <Swarup.Chatterjee@act.gov.au>

Subject: FW: Request for PM2.5 data - Commissioner for Sustainability and the Environment

OFFICIAL

Hello Swarup, thanks for the data. I think you have responded to the initial email and not the formal request I sent after my discussion with Daniel today. Please see the formal request with the data required below. I'm really sorry for this inconvenience.

Many thanks

Sean

From: Grimes, Sean

Sent: Friday, 21 October 2022 11:14 AM

To: Andres, Daniel (Health) <Daniel.Andres@act.gov.au>

Subject: Request for PM2.5 data - Commissioner for Sustainability and the Environment

OFFICIAL

Hey Daniel, following on from our discussion on air quality data, could you please supply the following data:

PM2.5 data for the Monash and Florey stations from 1 Jan 2015 to most current complete month.

- 1) Daily average
- 2) Monthly average (calendar month e.g. January)
- 3) Daily maximum
- 4) Monthly average maximum
- 5) Annual number (days) of PM2.5 exceedances by cause

Could also please clarify your preferred statistical approach to hours/days with no monitoring results. Do you remove these from the daily/monthly average calculations, or are they included as days with no detectable levels?

Thanks for this, much appreciated.

Cheers

Sean

Sean Grimes | Director of Environmental Assessments and Reporting

Phone: 02 6205 1084

Email: sean.grimes@act.gov.au

Office of the Commissioner for Sustainability and the Environment
Nara Centre
3 Constitution Avenue Canberra City ACT 2601
GPO Box 158 Canberra ACT 2601 | www.envcomm.act.gov.au

OCSE_daily maximums 2015-2022

	Date	Civic.PM2.5	Florey.PM2.5	Monash.PM2.5
1	01/01/2015	NA	30.62	NA
2	02/01/2015	NA	25.93	NA
3	03/01/2015	NA	20.98	NA
4	04/01/2015	NA	12.76	NA
5	05/01/2015	NA	13.2	NA
6	06/01/2015	NA	15.51	NA
7	07/01/2015	NA	20.87	NA
8	08/01/2015	NA	25.13	NA
9	09/01/2015	NA	14.78	NA
10	10/01/2015	NA	10.52	NA
11	11/01/2015	NA	5.41	NA
12	12/01/2015	NA	8.13	NA
13	13/01/2015	NA	7.07	NA
14	14/01/2015	NA	9.3	NA
15	15/01/2015	NA	26.75	NA
16	16/01/2015	NA	20.37	NA
17	17/01/2015	NA	11.16	NA
18	18/01/2015	NA	17.2	NA
19	19/01/2015	NA	19.34	NA
20	20/01/2015	NA	17.73	NA
21	21/01/2015	NA	9.82	NA
22	22/01/2015	NA	10.38	NA
23	23/01/2015	NA	14.23	NA
24	24/01/2015	NA	7.9	NA
25	25/01/2015	NA	31.58	NA
26	26/01/2015	NA	19.21	NA
27	27/01/2015	NA	15.82	NA
28	28/01/2015	NA	16.37	NA
29	29/01/2015	NA	13.26	NA
30	30/01/2015	NA	14.44	NA
31	31/01/2015	NA	12.11	NA
32	01/02/2015	NA	16.51	NA
33	02/02/2015	NA	14.83	NA
34	03/02/2015	NA	10.95	NA
35	04/02/2015	NA	15.32	NA
36	05/02/2015	NA	20.36	NA
37	06/02/2015	NA	20.91	NA
38	07/02/2015	NA	17.03	NA
39	08/02/2015	NA	21.58	NA
40	09/02/2015	NA	8.11	NA
41	10/02/2015	NA	14.56	NA
42	11/02/2015	NA	13.07	NA
43	12/02/2015	NA	18.02	NA
44	13/02/2015	NA	8.39	NA
45	14/02/2015	NA	11.15	NA
46	15/02/2015	NA	14.57	NA
47	16/02/2015	NA	15.98	NA

48	17/02/2015	NA	18.72	NA
49	18/02/2015	NA	9.95	NA
50	19/02/2015	NA	NA	NA
51	20/02/2015	NA	NA	NA
52	21/02/2015	NA	24.73	NA
53	22/02/2015	NA	8.07	NA
54	23/02/2015	NA	14.47	NA
55	24/02/2015	NA	11.01	NA
56	25/02/2015	NA	7.77	NA
57	26/02/2015	NA	17.4	NA
58	27/02/2015	NA	23.06	NA
59	28/02/2015	NA	15.94	NA
60	01/03/2015	NA	25.31	NA
61	02/03/2015	NA	19.29	NA
62	03/03/2015	NA	15.3	NA
63	04/03/2015	NA	24.12	NA
64	05/03/2015	NA	26.97	NA
65	06/03/2015	NA	22	NA
66	07/03/2015	NA	25.57	NA
67	08/03/2015	NA	27.31	NA
68	09/03/2015	NA	32.97	NA
69	10/03/2015	NA	36.77	NA
70	11/03/2015	NA	21.07	NA
71	12/03/2015	NA	29.91	NA
72	13/03/2015	NA	28.06	NA
73	14/03/2015	NA	33.46	NA
74	15/03/2015	NA	33.88	NA
75	16/03/2015	NA	35.33	NA
76	17/03/2015	NA	20.32	NA
77	18/03/2015	NA	20.03	NA
78	19/03/2015	NA	17.44	NA
79	20/03/2015	NA	22.2	NA
80	21/03/2015	NA	26.87	NA
81	22/03/2015	NA	11.68	NA
82	23/03/2015	NA	21.48	NA
83	24/03/2015	NA	20.07	NA
84	25/03/2015	NA	15.2	NA
85	26/03/2015	NA	NA	NA
86	27/03/2015	NA	12.43	NA
87	28/03/2015	NA	20.52	NA
88	29/03/2015	NA	17.94	NA
89	30/03/2015	NA	22.58	NA
90	31/03/2015	NA	19.28	NA
91	01/04/2015	NA	19.45	NA
92	02/04/2015	NA	20.51	NA
93	03/04/2015	NA	33.97	NA
94	04/04/2015	NA	14.86	NA
95	05/04/2015	NA	14.99	NA
96	06/04/2015	NA	NA	NA
97	07/04/2015	NA	NA	NA

98	08/04/2015	NA	26.37	NA
99	09/04/2015	NA	22.55	NA
100	10/04/2015	NA	14.84	NA
101	11/04/2015	NA	21.21	NA
102	12/04/2015	NA	26.54	NA
103	13/04/2015	NA	20.4	NA
104	14/04/2015	NA	28.18	NA
105	15/04/2015	NA	37.9	NA
106	16/04/2015	NA	79.62	NA
107	17/04/2015	NA	21.03	NA
108	18/04/2015	NA	18.84	NA
109	19/04/2015	NA	20.23	NA
110	20/04/2015	NA	7.48	NA
111	21/04/2015	NA	NA	NA
112	22/04/2015	NA	NA	NA
113	23/04/2015	NA	16.85	NA
114	24/04/2015	NA	30.8	NA
115	25/04/2015	NA	30.78	NA
116	26/04/2015	NA	21.05	NA
117	27/04/2015	NA	26.34	NA
118	28/04/2015	NA	17.92	NA
119	29/04/2015	NA	12.51	NA
120	30/04/2015	NA	15.13	NA
121	01/05/2015	NA	14.98	NA
122	02/05/2015	NA	22.82	NA
123	03/05/2015	NA	25.7	NA
124	04/05/2015	NA	30	NA
125	05/05/2015	NA	43.26	NA
126	06/05/2015	NA	38.4	NA
127	07/05/2015	NA	14.03	NA
128	08/05/2015	NA	NA	NA
129	09/05/2015	NA	13.43	NA
130	10/05/2015	NA	11.96	NA
131	11/05/2015	NA	10.11	NA
132	12/05/2015	NA	13.93	NA
133	13/05/2015	NA	NA	NA
134	14/05/2015	25.97	NA	NA
135	15/05/2015	38.9	29.89	33.84
136	16/05/2015	27.97	45.69	56.47
137	17/05/2015	NA	50.75	57.96
138	18/05/2015	51.72	44.02	57.82
139	19/05/2015	34.27	NA	49.76
140	20/05/2015	16.21	13.53	23.44
141	21/05/2015	NA	21.29	32.42
142	22/05/2015	NA	14.91	6.97
143	23/05/2015	NA	46.67	71.05
144	24/05/2015	NA	57.58	69.88
145	25/05/2015	NA	43.35	61.07
146	26/05/2015	NA	39.26	54.83
147	27/05/2015	NA	47.97	43.74

148	28/05/2015	NA	28.02	21.95
149	29/05/2015	NA	11.9	17.46
150	30/05/2015	NA	24.41	27.13
151	31/05/2015	NA	8.73	20.59
152	01/06/2015	NA	11.44	33.65
153	02/06/2015	NA	26.36	37.04
154	03/06/2015	NA	36.36	33.74
155	04/06/2015	NA	39.34	NA
156	05/06/2015	NA	32.18	58.49
157	06/06/2015	NA	45.31	69.68
158	07/06/2015	NA	48.67	71.08
159	08/06/2015	NA	44.46	35.51
160	09/06/2015	8.46	22.65	25.19
161	10/06/2015	NA	35.02	36.75
162	11/06/2015	NA	53.54	60.59
163	12/06/2015	24.58	42.81	71
164	13/06/2015	16.94	47.27	61.63
165	14/06/2015	NA	56.99	76.88
166	15/06/2015	NA	43.34	58.28
167	16/06/2015	NA	24.39	21.21
168	17/06/2015	13.42	20.65	15.91
169	18/06/2015	15.66	18.28	12.09
170	19/06/2015	29.46	32.01	8.04
171	20/06/2015	19.04	48.7	30.63
172	21/06/2015	16.75	51.71	58.82
173	22/06/2015	27.8	52.99	47.56
174	23/06/2015	22.45	42.91	38.41
175	24/06/2015	22.51	NA	51.2
176	25/06/2015	22.07	NA	51.58
177	26/06/2015	19.64	82.04	50.86
178	27/06/2015	17.15	74.71	62.71
179	28/06/2015	24.28	50.78	55.94
180	29/06/2015	21.59	47.56	51.45
181	30/06/2015	24.29	10.49	46.68
182	01/07/2015	23.52	17.67	NA
183	02/07/2015	23.8	33.17	30.72
184	03/07/2015	16.53	NA	33.54
185	04/07/2015	18.62	29.62	47.38
186	05/07/2015	34.39	47.98	55.24
187	06/07/2015	11.95	14.73	22.7
188	07/07/2015	33.03	22.63	NA
189	08/07/2015	16.24	35.46	42.64
190	09/07/2015	20.68	38.72	46.58
191	10/07/2015	18.49	41.57	56.64
192	11/07/2015	11.25	27.69	20.11
193	12/07/2015	10.02	11.87	11.68
194	13/07/2015	10.44	11.52	11.3
195	14/07/2015	15.41	15.95	9.51
196	15/07/2015	13.35	17.24	NA
197	16/07/2015	15.37	24.24	17.74

198	17/07/2015	15.19	49.4	9.92
199	18/07/2015	17.01	101.18	23.27
200	19/07/2015	17.26	46.19	NA
201	20/07/2015	16.79	58.52	NA
202	21/07/2015	18.26	52.74	45.78
203	22/07/2015	NA	172.4	NA
204	23/07/2015	10.98	148.62	29.51
205	24/07/2015	14.92	9.8	31.16
206	25/07/2015	6.41	39.99	9.22
207	26/07/2015	17.74	NA	9.7
208	27/07/2015	18.17	NA	17.34
209	28/07/2015	14.01	NA	32.18
210	29/07/2015	20.84	NA	46.72
211	30/07/2015	20.56	NA	30.88
212	31/07/2015	10.78	NA	23.06
213	01/08/2015	8.94	17.41	13.41
214	02/08/2015	15.71	16.03	8.04
215	03/08/2015	16.57	10.85	36.25
216	04/08/2015	12.97	20.62	33.38
217	05/08/2015	8.74	6.37	12.03
218	06/08/2015	13.28	11.88	24.25
219	07/08/2015	11.71	27.57	23.15
220	08/08/2015	18.74	29.24	48.3
221	09/08/2015	25.2	32.73	48.09
222	10/08/2015	12.49	33.71	36.62
223	11/08/2015	NA	25.78	30.22
224	12/08/2015	NA	29.84	32
225	13/08/2015	7.63	9.66	33.42
226	14/08/2015	13.14	19.51	32.59
227	15/08/2015	15.37	31.8	31.17
228	16/08/2015	14.06	21.77	26.18
229	17/08/2015	10.7	9.25	8.24
230	18/08/2015	15.02	18.64	NA
231	19/08/2015	22.38	34.84	NA
232	20/08/2015	22.23	35.53	36.81
233	21/08/2015	19.58	36.05	33.63
234	22/08/2015	16.81	17.49	16.52
235	23/08/2015	9.63	15.17	13.05
236	24/08/2015	16.17	13.08	6.89
237	25/08/2015	4.21	6.84	7.57
238	26/08/2015	8.98	14	5.28
239	27/08/2015	6.15	9.64	5.94
240	28/08/2015	9.41	12.3	20.84
241	29/08/2015	10.37	16.57	25.96
242	30/08/2015	11.52	15.74	20.14
243	31/08/2015	12.03	18.26	9.95
244	01/09/2015	15.05	14.98	20.02
245	02/09/2015	13.45	19.89	24.47
246	03/09/2015	16.24	14.33	16.42
247	04/09/2015	12.38	24.21	26.22

248	05/09/2015	11.47	23.92	27.53
249	06/09/2015	19.84	28.69	13.08
250	07/09/2015	19.5	17.39	25.7
251	08/09/2015	15.03	15.12	15.69
252	09/09/2015	14	14.93	28.33
253	10/09/2015	12.79	15.34	29.32
254	11/09/2015	27.84	32.44	21
255	12/09/2015	28.22	25.39	22.21
256	13/09/2015	19.79	21.26	28.57
257	14/09/2015	14.6	15.67	21.62
258	15/09/2015	13.88	12.48	12.13
259	16/09/2015	9.65	13.5	15.21
260	17/09/2015	14.35	15.02	22.98
261	18/09/2015	11.58	13.34	13.41
262	19/09/2015	7.19	11.6	14.61
263	20/09/2015	14.71	19.65	17.38
264	21/09/2015	9.83	18.23	17.05
265	22/09/2015	19.84	8.75	10.24
266	23/09/2015	16.35	8.6	11.56
267	24/09/2015	5.41	9.78	7.75
268	25/09/2015	11.71	10.48	8.71
269	26/09/2015	11.18	19.42	27.12
270	27/09/2015	10.64	16.4	19.79
271	28/09/2015	12.87	20.77	14.43
272	29/09/2015	14.19	20.39	18.07
273	30/09/2015	16.68	15.41	18.16
274	01/10/2015	12.07	17.54	12.26
275	02/10/2015	18.3	12.74	16.11
276	03/10/2015	15.38	18.11	17.83
277	04/10/2015	17.05	11.6	18.12
278	05/10/2015	13.28	11.52	14.39
279	06/10/2015	15.16	14.29	9.99
280	07/10/2015	15.91	15.87	12.93
281	08/10/2015	10.37	12.58	16.07
282	09/10/2015	13.95	15.11	12.1
283	10/10/2015	11.41	9.85	11.77
284	11/10/2015	12.75	12.01	12.1
285	12/10/2015	11.43	8.18	9.37
286	13/10/2015	15.47	11.7	11.28
287	14/10/2015	14.39	11.85	13.56
288	15/10/2015	14.24	14.7	13.87
289	16/10/2015	16.15	10.54	16.39
290	17/10/2015	10.67	23.45	15.17
291	18/10/2015	13	12.87	11.36
292	19/10/2015	11.53	12.11	11.89
293	20/10/2015	14.55	12.94	12.87
294	21/10/2015	15.63	10.92	8.92
295	22/10/2015	8.05	11.88	6.19
296	23/10/2015	9.89	12.24	6.28
297	24/10/2015	14.73	9.56	10.15

298	25/10/2015	16.36	NA	11.08
299	26/10/2015	14.88	NA	16.1
300	27/10/2015	9.03	11.66	9.58
301	28/10/2015	15.22	12.42	11.59
302	29/10/2015	12.78	13.26	9.46
303	30/10/2015	10.68	10.15	10.45
304	31/10/2015	12.96	16.96	15.29
305	01/11/2015	9.05	12.16	16.98
306	02/11/2015	10.99	7.75	9.4
307	03/11/2015	11.19	NA	7.02
308	04/11/2015	NA	8.55	3.46
309	05/11/2015	15.97	7.5	9.63
310	06/11/2015	7.6	9.04	4.39
311	07/11/2015	10.07	9.93	8.55
312	08/11/2015	7.62	9.61	16.16
313	09/11/2015	12.6	11.31	8.6
314	10/11/2015	12.55	19.88	11.23
315	11/11/2015	8.45	11.66	5.09
316	12/11/2015	7.3	10.48	8.35
317	13/11/2015	7.04	8.8	7.58
318	14/11/2015	11.43	11.03	17.63
319	15/11/2015	15.04	14.42	6.57
320	16/11/2015	9.14	7.9	8.06
321	17/11/2015	10.9	13.13	16.63
322	18/11/2015	12.92	14.62	12.04
323	19/11/2015	17.46	13.45	14.16
324	20/11/2015	17.27	16.81	16.49
325	21/11/2015	20.27	26.69	14.8
326	22/11/2015	12.07	20.63	8.97
327	23/11/2015	16.86	11.74	15.7
328	24/11/2015	16.6	17.15	10.49
329	25/11/2015	13.34	14.25	7.7
330	26/11/2015	16.06	13.19	13.24
331	27/11/2015	10.43	17.01	12.16
332	28/11/2015	14.32	14.06	14.25
333	29/11/2015	13.79	13.28	14.27
334	30/11/2015	10.55	13.45	12.4
335	01/12/2015	NA	15.5	11.03
336	02/12/2015	NA	13.26	15.81
337	03/12/2015	NA	10.38	12.03
338	04/12/2015	10.41	13.85	13.25
339	05/12/2015	11.7	15.59	10.91
340	06/12/2015	17.93	14.47	15.47
341	07/12/2015	12.63	14.9	10.62
342	08/12/2015	11	9.09	11.55
343	09/12/2015	13.43	15.81	13.8
344	10/12/2015	11.88	13.87	10.73
345	11/12/2015	13.35	25.66	9.77
346	12/12/2015	10.09	12.34	11.84
347	13/12/2015	14.8	11.16	14.33

348	14/12/2015	14.12	12.27	23.28
349	15/12/2015	16.55	13.21	14.5
350	16/12/2015	15.45	15.23	13.74
351	17/12/2015	10.9	NA	10.78
352	18/12/2015	15.37	NA	18.85
353	19/12/2015	26.86	NA	17.14
354	20/12/2015	19.84	NA	15.1
355	21/12/2015	10.86	NA	12.03
356	22/12/2015	12.73	NA	8.36
357	23/12/2015	14.01	NA	9.58
358	24/12/2015	7.83	10.16	12.31
359	25/12/2015	8.35	9.3	13.19
360	26/12/2015	10.56	19.81	9.14
361	27/12/2015	11.97	11.81	12.28
362	28/12/2015	9.74	10.38	7.14
363	29/12/2015	12.82	12.66	18.95
364	30/12/2015	11.08	11.04	11.81
365	31/12/2015	14.92	11.67	15.82
366	01/01/2016	18.86	14.3	15.59
367	02/01/2016	11.76	10.22	14.41
368	03/01/2016	10.71	9.82	10.66
369	04/01/2016	5.57	4.5	9.68
370	05/01/2016	5.23	11.41	11.32
371	06/01/2016	8.21	11.77	4.3
372	07/01/2016	8.81	16.07	13.29
373	08/01/2016	16.56	10.77	12.59
374	09/01/2016	14.05	11.73	16.12
375	10/01/2016	21.58	14.95	13.69
376	11/01/2016	26.59	18.63	21.64
377	12/01/2016	18.22	14.76	14.11
378	13/01/2016	14.29	9.92	14.88
379	14/01/2016	15.03	11.54	15.63
380	15/01/2016	9.23	11.35	15.94
381	16/01/2016	13.62	8.5	6.22
382	17/01/2016	7.24	8.88	10.56
383	18/01/2016	11.62	10.15	12.84
384	19/01/2016	14.11	12.93	8.11
385	20/01/2016	15.63	9.47	15.19
386	21/01/2016	18.86	16.65	13.01
387	22/01/2016	12.25	10.8	16.01
388	23/01/2016	10.09	12.61	NA
389	24/01/2016	10.36	16.82	NA
390	25/01/2016	NA	11.27	NA
391	26/01/2016	NA	7.38	9.49
392	27/01/2016	NA	13.88	9.16
393	28/01/2016	NA	11.15	15.04
394	29/01/2016	NA	11.57	19.17
395	30/01/2016	NA	12.36	7.75
396	31/01/2016	NA	11.96	8.1
397	01/02/2016	NA	8.32	9.99

398	02/02/2016	NA	12.15	11.67
399	03/02/2016	NA	9.83	13.77
400	04/02/2016	NA	14.61	11.3
401	05/02/2016	NA	8.51	8.27
402	06/02/2016	NA	6.35	7.24
403	07/02/2016	NA	19.94	13.4
404	08/02/2016	NA	15.86	12.51
405	09/02/2016	NA	18.51	16.82
406	10/02/2016	NA	22.84	17.35
407	11/02/2016	NA	24.49	22.64
408	12/02/2016	NA	54.63	21
409	13/02/2016	18.38	NA	20.81
410	14/02/2016	13.61	49.73	15.07
411	15/02/2016	19.2	12.48	12.12
412	16/02/2016	13.76	8.15	15
413	17/02/2016	11.53	NA	17.14
414	18/02/2016	12.14	8.39	9.48
415	19/02/2016	13.07	16.11	14.41
416	20/02/2016	15.12	15.66	18.65
417	21/02/2016	8.98	7.95	11.16
418	22/02/2016	12.46	15.87	16.84
419	23/02/2016	11.85	18.73	13.84
420	24/02/2016	20.65	27.73	15.21
421	25/02/2016	17.86	12.08	11.15
422	26/02/2016	16	10.23	18.39
423	27/02/2016	7.08	13.39	10
424	28/02/2016	12.84	13.21	13.76
425	29/02/2016	10.29	7.15	6.01
426	01/03/2016	13.66	15.36	13.38
427	02/03/2016	14.18	20.83	17.02
428	03/03/2016	18.52	13.79	12.24
429	04/03/2016	12.9	15.72	13.23
430	05/03/2016	19.9	24.72	14.43
431	06/03/2016	10.74	13.89	13.54
432	07/03/2016	20.11	11.58	15.38
433	08/03/2016	12.92	16.01	15.74
434	09/03/2016	16.88	20.6	18.3
435	10/03/2016	17.97	14.41	21.91
436	11/03/2016	22.1	17.2	13.17
437	12/03/2016	10.33	9.69	14.75
438	13/03/2016	17.6	8.82	12.25
439	14/03/2016	15.79	15.35	21.87
440	15/03/2016	19.88	14.45	10.08
441	16/03/2016	11.56	9.47	11.98
442	17/03/2016	9.25	9.97	14.48
443	18/03/2016	14.99	20.98	21.95
444	19/03/2016	7.56	14.14	12.23
445	20/03/2016	12.7	NA	12.21
446	21/03/2016	6.91	NA	15.95
447	22/03/2016	6.23	NA	10.51

448	23/03/2016	50.92	NA	36.26
449	24/03/2016	24.27	26.44	26.85
450	25/03/2016	13.88	19.02	17.12
451	26/03/2016	16.01	19.29	16.95
452	27/03/2016	12.97	15.14	17.42
453	28/03/2016	9.99	12.44	15.82
454	29/03/2016	8.46	7.82	15.61
455	30/03/2016	11.93	17.09	27.37
456	31/03/2016	10.33	13.67	22.4
457	01/04/2016	24.27	15.92	21.51
458	02/04/2016	13.84	NA	45.89
459	03/04/2016	25.93	NA	15.81
460	04/04/2016	NA	NA	26.09
461	05/04/2016	NA	16.42	27.99
462	06/04/2016	22.05	26.86	22.27
463	07/04/2016	13.73	30.95	36.11
464	08/04/2016	22.06	16.63	29.49
465	09/04/2016	17.27	21.14	30.86
466	10/04/2016	16.18	15.19	24.7
467	11/04/2016	24.83	24.32	55.53
468	12/04/2016	45.85	34.85	68.79
469	13/04/2016	28.66	28.3	88.66
470	14/04/2016	26.73	18.58	37.24
471	15/04/2016	20.65	17.44	70.55
472	16/04/2016	21.16	19	39.49
473	17/04/2016	34.21	37.3	31.09
474	18/04/2016	19.11	27.42	16.96
475	19/04/2016	12.89	10.11	25.82
476	20/04/2016	17.26	21.06	23.5
477	21/04/2016	21.64	16.95	38.79
478	22/04/2016	22.65	25.68	26.49
479	23/04/2016	12.04	13.86	9.87
480	24/04/2016	8.87	10.65	10.88
481	25/04/2016	11.26	18.38	17.94
482	26/04/2016	22.9	18.05	17.97
483	27/04/2016	15.01	18.11	112.99
484	28/04/2016	20.71	20.54	109.9
485	29/04/2016	28.43	20.08	19.76
486	30/04/2016	11.36	11.92	9.86
487	01/05/2016	11.05	15.19	11.27
488	02/05/2016	18.29	14.82	10.82
489	03/05/2016	11.02	11.48	12.52
490	04/05/2016	40.37	40.42	24.56
491	05/05/2016	30.04	37.94	76.27
492	06/05/2016	27.8	30.5	45.08
493	07/05/2016	32.15	29.1	35.77
494	08/05/2016	21.35	33.77	34.28
495	09/05/2016	7.64	9.14	6.83
496	10/05/2016	9.03	6.01	9.68
497	11/05/2016	16.68	9.61	11.32

498	12/05/2016	12.32	5.45	5.71
499	13/05/2016	8.18	10.2	17.25
500	14/05/2016	17.08	13.11	22.39
501	15/05/2016	9.03	8.19	7.16
502	16/05/2016	19.99	23.96	47.98
503	17/05/2016	20.93	20.93	20.35
504	18/05/2016	29.23	29.07	26.86
505	19/05/2016	29.09	28.04	43.24
506	20/05/2016	13.87	27.17	19.02
507	21/05/2016	26.99	59.7	46.28
508	22/05/2016	33.94	55.45	54.54
509	23/05/2016	16.1	38.38	31.06
510	24/05/2016	14.03	14.31	8.28
511	25/05/2016	14.61	13.96	13.9
512	26/05/2016	7.9	11.38	9.14
513	27/05/2016	17.5	9.67	13.39
514	28/05/2016	7.94	24.78	43.32
515	29/05/2016	10.49	25	47.35
516	30/05/2016	12.96	35.7	19.76
517	31/05/2016	15.57	33.65	32.11
518	01/06/2016	9.56	8.75	10.9
519	02/06/2016	10.55	18.43	17
520	03/06/2016	10.69	11.1	13.5
521	04/06/2016	7.86	15.21	11.33
522	05/06/2016	NA	21.43	9.22
523	06/06/2016	NA	10.94	9.48
524	07/06/2016	NA	10.86	11.47
525	08/06/2016	6.06	7.41	7.85
526	09/06/2016	7.75	15.94	6.52
527	10/06/2016	6.91	10.41	9.95
528	11/06/2016	12.04	29.03	27.39
529	12/06/2016	31.18	55.86	54.95
530	13/06/2016	26.25	67.02	49.35
531	14/06/2016	14.65	51.65	52.51
532	15/06/2016	18.75	46.79	58.41
533	16/06/2016	16.37	64.53	55.63
534	17/06/2016	10.68	26.81	30.78
535	18/06/2016	14.87	12.77	11.8
536	19/06/2016	8.87	16.21	6.37
537	20/06/2016	6.8	4.24	10.38
538	21/06/2016	6.45	7.08	13.78
539	22/06/2016	9.32	7.31	8.81
540	23/06/2016	7.52	10.78	7.9
541	24/06/2016	7.79	13.88	13.12
542	25/06/2016	31.62	46.92	61.96
543	26/06/2016	24.9	51.83	65.31
544	27/06/2016	19.89	39.74	62.47
545	28/06/2016	13.21	41.01	40.59
546	29/06/2016	20.56	55.05	57.77
547	30/06/2016	16.05	64.95	60.66

548	01/07/2016	22.73	14.19	36.19
549	02/07/2016	12.38	20.35	44.57
550	03/07/2016	11.74	35.6	62.84
551	04/07/2016	12.28	33.37	39.63
552	05/07/2016	10.28	30.9	39.61
553	06/07/2016	11.31	13.94	6.37
554	07/07/2016	10.1	17.09	10
555	08/07/2016	16.96	12.81	17.93
556	09/07/2016	12.82	49.46	18.18
557	10/07/2016	13.23	37.96	14.2
558	11/07/2016	7.26	17.25	7.56
559	12/07/2016	6.24	9.79	9.9
560	13/07/2016	7.22	8.38	10.91
561	14/07/2016	9.03	16.91	24.61
562	15/07/2016	14.39	37.25	49.98
563	16/07/2016	18.63	76.54	72.52
564	17/07/2016	15.06	72.32	79.99
565	18/07/2016	29.98	46.59	49.02
566	19/07/2016	8.25	10.3	11.04
567	20/07/2016	10.27	21.46	19.75
568	21/07/2016	14.96	13.18	13.68
569	22/07/2016	13.4	13.71	15.98
570	23/07/2016	8.97	6.49	9.08
571	24/07/2016	13.18	11.32	17.7
572	25/07/2016	6.63	4.82	11.37
573	26/07/2016	11	10.43	20.33
574	27/07/2016	9.3	12.42	12.02
575	28/07/2016	8.18	11.9	22.55
576	29/07/2016	12.71	12.44	29.14
577	30/07/2016	8.5	9.01	32.15
578	31/07/2016	10.83	11.72	16.28
579	01/08/2016	12.93	16.02	12.04
580	02/08/2016	15.83	12.95	9.18
581	03/08/2016	12.23	14.31	7.59
582	04/08/2016	13.52	24.42	31.37
583	05/08/2016	13.83	27.56	33.11
584	06/08/2016	19.04	39.6	36.42
585	07/08/2016	11.02	31.94	33.97
586	08/08/2016	12.6	30.42	29.11
587	09/08/2016	21.82	32.6	27
588	10/08/2016	7.67	21.12	17.97
589	11/08/2016	8.71	9.9	19.24
590	12/08/2016	10.11	18.21	25.35
591	13/08/2016	10.79	13.52	9.95
592	14/08/2016	13.35	34.77	34.45
593	15/08/2016	19.69	40.46	42
594	16/08/2016	20.81	57.05	44.12
595	17/08/2016	14.57	55.28	30.23
596	18/08/2016	22.83	34.86	41.26
597	19/08/2016	14.81	47.18	41.81

598	20/08/2016	5.87	9.46	8.47
599	21/08/2016	10.63	21.33	12.98
600	22/08/2016	17.26	19.66	21.53
601	23/08/2016	11.61	15.87	7.56
602	24/08/2016	11.02	15.4	10.63
603	25/08/2016	12.63	14.39	13.49
604	26/08/2016	11.22	18.7	26.73
605	27/08/2016	15.26	38.07	29.62
606	28/08/2016	12.54	23.28	33.61
607	29/08/2016	11.86	33.04	NA
608	30/08/2016	15.66	39.85	NA
609	31/08/2016	8.84	21.84	NA
610	01/09/2016	13.89	20.3	NA
611	02/09/2016	5.35	26.85	14.81
612	03/09/2016	9.66	15.49	9.14
613	04/09/2016	9.68	14.45	14.97
614	05/09/2016	11.28	36.51	30.18
615	06/09/2016	15.53	39.42	29.72
616	07/09/2016	11.06	22.65	32.33
617	08/09/2016	14.71	32.66	25.85
618	09/09/2016	16.29	30.64	31.67
619	10/09/2016	9.26	18.37	12.28
620	11/09/2016	8.13	13.53	15.63
621	12/09/2016	12.44	18.99	31.71
622	13/09/2016	9.87	18.61	16.43
623	14/09/2016	14.66	24.26	16.35
624	15/09/2016	12.46	22.56	11.55
625	16/09/2016	7.33	14.4	12.87
626	17/09/2016	14.86	32.14	24.86
627	18/09/2016	15.28	31.27	20.06
628	19/09/2016	7.2	24.7	10.6
629	20/09/2016	11.19	29.99	20.87
630	21/09/2016	9.93	29.8	27.14
631	22/09/2016	9.3	27.05	24.41
632	23/09/2016	15.11	36.41	9.26
633	24/09/2016	9.34	26.27	14
634	25/09/2016	10.79	17.79	12.5
635	26/09/2016	10.38	14.88	20.62
636	27/09/2016	11.61	21.8	9.07
637	28/09/2016	12.77	19.3	28.02
638	29/09/2016	10.63	17.5	18.5
639	30/09/2016	16.07	14.21	13.92
640	01/10/2016	8.64	22.93	8.25
641	02/10/2016	10.02	23.28	13.34
642	03/10/2016	12.35	29.79	11.66
643	04/10/2016	15.9	12.08	13.31
644	05/10/2016	10.77	25.63	11.74
645	06/10/2016	10.85	18.67	9.43
646	07/10/2016	6.94	17.4	NA
647	08/10/2016	9.67	22.5	12.46

648	09/10/2016	12.24	40.17	26.82
649	10/10/2016	12.9	35.56	15.14
650	11/10/2016	9.16	20.1	25.09
651	12/10/2016	15.95	16.45	10.8
652	13/10/2016	9.91	29.93	9.72
653	14/10/2016	11.28	17.05	11.76
654	15/10/2016	11.95	20.05	15.93
655	16/10/2016	10.91	18.93	11.92
656	17/10/2016	12.3	15.33	11.2
657	18/10/2016	12.62	20.81	8.6
658	19/10/2016	9.03	14.81	7.91
659	20/10/2016	12.94	15.98	14.69
660	21/10/2016	11.81	20.5	14.42
661	22/10/2016	7.07	21.64	10.5
662	23/10/2016	11.99	15.2	8.43
663	24/10/2016	8.91	17.65	8.91
664	25/10/2016	12.62	17.28	14.37
665	26/10/2016	15.09	24.37	9.41
666	27/10/2016	12.65	21.33	17.84
667	28/10/2016	8.19	24.29	10.76
668	29/10/2016	9.32	11.11	11.85
669	30/10/2016	12.84	14.71	14.73
670	31/10/2016	11.98	18.28	22.03
671	01/11/2016	10.42	19.88	21.11
672	02/11/2016	8.08	NA	9.75
673	03/11/2016	9.86	NA	9.73
674	04/11/2016	7.91	27.58	10.04
675	05/11/2016	8.58	26.46	7.2
676	06/11/2016	12.74	13.43	17.19
677	07/11/2016	9.7	21.69	12.59
678	08/11/2016	10.36	14.14	14.49
679	09/11/2016	12.15	11.77	6.71
680	10/11/2016	13.34	19.99	15.58
681	11/11/2016	6.6	16.16	11.86
682	12/11/2016	10	16.6	17.88
683	13/11/2016	5.84	21.94	11.02
684	14/11/2016	9.34	20.39	14.85
685	15/11/2016	7.69	21.45	17.07
686	16/11/2016	7.58	24.15	14.69
687	17/11/2016	14.8	20.58	13.31
688	18/11/2016	12.19	25.18	13.15
689	19/11/2016	12.92	25.37	14.36
690	20/11/2016	10.07	12.24	45.54
691	21/11/2016	10.02	22.52	143.7
692	22/11/2016	26.19	20.94	15.68
693	23/11/2016	13.16	23.82	18.87
694	24/11/2016	5.53	13.31	18.71
695	25/11/2016	7.98	21.93	12.63
696	26/11/2016	9.36	19.73	14.97
697	27/11/2016	13.63	14.47	13.02

698	28/11/2016	10.53	17.86	17.42
699	29/11/2016	10.5	22.16	16.46
700	30/11/2016	18	22.58	16.88
701	01/12/2016	11.46	21.23	23.64
702	02/12/2016	11.12	21.5	12.23
703	03/12/2016	12.49	20.5	26.33
704	04/12/2016	10.44	22.92	12.87
705	05/12/2016	15	17.6	13.17
706	06/12/2016	11.59	23.13	18.91
707	07/12/2016	12.9	20.19	21.63
708	08/12/2016	15.98	21.19	NA
709	09/12/2016	8.76	15.51	7.14
710	10/12/2016	13.21	28.06	11.66
711	11/12/2016	16.3	14.32	15.92
712	12/12/2016	13.96	30.97	15.57
713	13/12/2016	12.32	23.11	18.29
714	14/12/2016	12.85	16.75	9.37
715	15/12/2016	5.32	11.51	18.48
716	16/12/2016	9.26	9.74	8.93
717	17/12/2016	6.99	31.79	19.64
718	18/12/2016	21.08	25.17	14.3
719	19/12/2016	9.29	17.05	10.52
720	20/12/2016	18.7	23.34	17.97
721	21/12/2016	17.82	17	10.83
722	22/12/2016	13.67	12.18	10.41
723	23/12/2016	13.24	20.96	12.49
724	24/12/2016	18.32	34.62	15.89
725	25/12/2016	11.72	44.68	11.19
726	26/12/2016	10.4	24	14.68
727	27/12/2016	13.02	21.27	14.65
728	28/12/2016	17.79	20.06	15.96
729	29/12/2016	11.74	13.88	13.12
730	30/12/2016	15.73	19.22	7.84
731	31/12/2016	32.77	21.9	15.67
732	01/01/2017	8.67	28.08	18.45
733	02/01/2017	9.82	28.1	15.12
734	03/01/2017	9.39	21.41	NA
735	04/01/2017	5.37	13.26	4.87
736	05/01/2017	9.87	13.84	18.1
737	06/01/2017	16.86	16.88	9.83
738	07/01/2017	11.9	21.96	13.21
739	08/01/2017	11.61	15.55	10.66
740	09/01/2017	13.41	26.64	22.57
741	10/01/2017	11.54	16.63	13.51
742	11/01/2017	13.03	19.25	18.75
743	12/01/2017	18.66	17.48	12.03
744	13/01/2017	11.66	22	14.43
745	14/01/2017	10.51	29.42	17.14
746	15/01/2017	18.98	27.97	20.54
747	16/01/2017	13.18	26.84	23.5

748	17/01/2017	13.46	23.77	17.46
749	18/01/2017	19.21	25.4	24.99
750	19/01/2017	13.33	10.78	9.8
751	20/01/2017	12.31	22.01	17.72
752	21/01/2017	15.27	22.61	13.61
753	22/01/2017	10.82	24.43	16.97
754	23/01/2017	12.69	22.86	12.47
755	24/01/2017	14.41	25.46	13.28
756	25/01/2017	10.03	15.52	13.05
757	26/01/2017	12.83	15.87	24.34
758	27/01/2017	13.94	16.53	13.1
759	28/01/2017	18.06	21.17	18.51
760	29/01/2017	13.78	30.88	18.61
761	30/01/2017	15.65	24.96	19.54
762	31/01/2017	13.59	16.33	15.45
763	01/02/2017	10.06	17.25	15.35
764	02/02/2017	12.78	22.11	15.23
765	03/02/2017	11.6	26.21	14.11
766	04/02/2017	13.32	34.74	22.43
767	05/02/2017	19.87	15.37	20.65
768	06/02/2017	15.64	26.53	18.42
769	07/02/2017	7.02	10.52	7.3
770	08/02/2017	12.8	6.61	8.48
771	09/02/2017	13.17	NA	16.86
772	10/02/2017	13.09	NA	18.17
773	11/02/2017	10.69	156.87	10.54
774	12/02/2017	9.88	NA	19.79
775	13/02/2017	11.59	18.21	11.77
776	14/02/2017	10.66	31.31	26.09
777	15/02/2017	14.55	23.83	15.58
778	16/02/2017	11.94	31.37	16.48
779	17/02/2017	12.64	23.54	12.51
780	18/02/2017	10.57	36.69	27.38
781	19/02/2017	13.11	NA	13.28
782	20/02/2017	14.91	NA	9.11
783	21/02/2017	9.15	12.52	11.62
784	22/02/2017	14.67	21.43	18.83
785	23/02/2017	22.13	17.27	19.41
786	24/02/2017	15.08	16.76	24.42
787	25/02/2017	5.64	8.81	14.17
788	26/02/2017	14.96	7.55	15.55
789	27/02/2017	10.29	19.37	9.66
790	28/02/2017	9.33	14.2	8.41
791	01/03/2017	11.86	11.12	11.83
792	02/03/2017	8.07	16.48	7.75
793	03/03/2017	13.82	16.69	9.43
794	04/03/2017	11.56	14.82	11.76
795	05/03/2017	7.74	16.95	13.53
796	06/03/2017	11.37	9.1	9.64
797	07/03/2017	8.31	24.04	11.32

798	08/03/2017	4.12	8.09	7.87
799	09/03/2017	7.43	25.01	NA
800	10/03/2017	9.28	25	13.57
801	11/03/2017	18.08	12.32	13.34
802	12/03/2017	10.49	12.38	11.27
803	13/03/2017	11.45	13.47	10.06
804	14/03/2017	6.17	7.49	16.89
805	15/03/2017	12.57	7.72	19.45
806	16/03/2017	9.4	10.58	9.18
807	17/03/2017	8.31	8.36	13.92
808	18/03/2017	61.05	7.01	7.36
809	19/03/2017	8.23	21.38	8.84
810	20/03/2017	16.99	NA	9.54
811	21/03/2017	13.32	NA	11.29
812	22/03/2017	7.95	NA	11.28
813	23/03/2017	11.09	18.79	6.36
814	24/03/2017	6.98	31.25	5.39
815	25/03/2017	6.79	17.88	15.65
816	26/03/2017	17.36	14.6	12.59
817	27/03/2017	17.31	22.09	19.83
818	28/03/2017	12.99	12.98	18.35
819	29/03/2017	34.23	34.64	17.84
820	30/03/2017	27.42	31.05	22.91
821	31/03/2017	5.73	18.04	9.12
822	01/04/2017	18.04	12.76	18.19
823	02/04/2017	12.37	10	15.81
824	03/04/2017	9.77	11.96	11.02
825	04/04/2017	11.29	9.14	7.93
826	05/04/2017	5.08	18.3	7.31
827	06/04/2017	14.14	19.99	14.54
828	07/04/2017	9.67	15.38	15.3
829	08/04/2017	13.04	24.99	27.85
830	09/04/2017	15.62	23.08	25.3
831	10/04/2017	20.99	17.3	9.66
832	11/04/2017	8.38	15.73	10.81
833	12/04/2017	10.98	18.51	9.89
834	13/04/2017	12.47	NA	27.14
835	14/04/2017	15.93	NA	30.06
836	15/04/2017	14.99	NA	30.61
837	16/04/2017	20.82	NA	28.52
838	17/04/2017	12.94	NA	26.52
839	18/04/2017	NA	NA	21.62
840	19/04/2017	NA	19.45	22.81
841	20/04/2017	NA	22.41	11.82
842	21/04/2017	NA	24.62	19.91
843	22/04/2017	NA	27.14	24.62
844	23/04/2017	NA	22.07	22.29
845	24/04/2017	NA	24.23	25.43
846	25/04/2017	NA	22.53	25.12
847	26/04/2017	NA	12.26	12.21

848	27/04/2017	NA	11.56	9.12
849	28/04/2017	NA	18.21	26.44
850	29/04/2017	NA	32.96	45.54
851	30/04/2017	NA	30.83	35.7
852	01/05/2017	NA	42.44	22.01
853	02/05/2017	NA	29.93	20.67
854	03/05/2017	NA	18.32	15.11
855	04/05/2017	NA	24.74	19.68
856	05/05/2017	22.69	34.98	39.86
857	06/05/2017	28.23	35.8	35.73
858	07/05/2017	15.81	30.08	33.83
859	08/05/2017	NA	33.53	31.03
860	09/05/2017	NA	22.46	39.51
861	10/05/2017	26.43	31.58	43.34
862	11/05/2017	21.39	44.56	42.22
863	12/05/2017	34.24	44.81	61.84
864	13/05/2017	23.04	52.24	66.16
865	14/05/2017	25.47	18.95	29.35
866	15/05/2017	22.36	28.58	35.12
867	16/05/2017	20.65	30.53	32.83
868	17/05/2017	31.98	38.49	42.98
869	18/05/2017	59.2	53.23	47.4
870	19/05/2017	19.44	15.43	36.24
871	20/05/2017	13.43	65.36	39.07
872	21/05/2017	24.94	38.28	45.81
873	22/05/2017	22.53	39.5	50.79
874	23/05/2017	32.6	37.97	36.45
875	24/05/2017	145.42	39.56	27.36
876	25/05/2017	18	8.88	66.47
877	26/05/2017	23.58	35.88	53.03
878	27/05/2017	46.1	44.89	53.68
879	28/05/2017	23.15	45.89	59.34
880	29/05/2017	22.01	18.94	29.32
881	30/05/2017	22.17	12.84	29.46
882	31/05/2017	10.32	16.78	8.02
883	01/06/2017	14.91	25.44	21.92
884	02/06/2017	17.55	19.69	32.16
885	03/06/2017	20.9	37.4	49.59
886	04/06/2017	21.33	40.38	72.43
887	05/06/2017	24.8	38.11	50.63
888	06/06/2017	16.39	12.69	47.7
889	07/06/2017	26.29	18.19	12.56
890	08/06/2017	10.68	26.31	24.45
891	09/06/2017	16.68	28.8	22.88
892	10/06/2017	16.91	44.6	58.19
893	11/06/2017	25.65	46.72	74.79
894	12/06/2017	25.96	47.63	71.94
895	13/06/2017	18.5	49.35	66.38
896	14/06/2017	25.58	35.33	74.57
897	15/06/2017	26.13	46.95	72.54

898	16/06/2017	29.66	55.61	70.99
899	17/06/2017	31.61	53.65	69.34
900	18/06/2017	23.44	52.26	65.83
901	19/06/2017	25.21	38.65	57.34
902	20/06/2017	27.39	41.84	64.83
903	21/06/2017	24.99	40.68	47.36
904	22/06/2017	26.08	51.04	47.19
905	23/06/2017	24.76	39.45	51.17
906	24/06/2017	20.62	18.18	25.84
907	25/06/2017	14.62	13.8	51.44
908	26/06/2017	17.37	23.93	38.61
909	27/06/2017	24.14	29.08	51.69
910	28/06/2017	21.13	40.26	37.56
911	29/06/2017	18.14	30.68	45.92
912	30/06/2017	18.46	36.97	21.12
913	01/07/2017	24.94	60.62	77.58
914	02/07/2017	18.82	60.91	80.84
915	03/07/2017	23.82	65	59.8
916	04/07/2017	11.49	10.83	18
917	05/07/2017	12.85	8.31	6.18
918	06/07/2017	19.1	29.52	41.36
919	07/07/2017	20.94	39	49.27
920	08/07/2017	11.67	32.08	55.85
921	09/07/2017	12.3	9.06	14.36
922	10/07/2017	12.76	18.79	49.34
923	11/07/2017	19.49	26.37	52.51
924	12/07/2017	20.55	47.66	65.2
925	13/07/2017	22.97	49.84	64.93
926	14/07/2017	20.6	39.03	56.91
927	15/07/2017	12.23	23.99	43.68
928	16/07/2017	25.73	42.33	59.5
929	17/07/2017	22.6	52.08	49.62
930	18/07/2017	12.88	19.92	27.51
931	19/07/2017	15.91	8.9	32.64
932	20/07/2017	12.22	14.93	28.89
933	21/07/2017	19.72	31.51	62.71
934	22/07/2017	22.35	42.3	63.47
935	23/07/2017	17	14.43	22.67
936	24/07/2017	16.25	NA	14.03
937	25/07/2017	15.21	NA	12.73
938	26/07/2017	14.61	11.91	11.92
939	27/07/2017	14.54	20.19	24.07
940	28/07/2017	16.91	23.42	37.24
941	29/07/2017	27.43	37.77	54.91
942	30/07/2017	17.18	40.67	16.52
943	31/07/2017	8.17	14.58	15.65
944	01/08/2017	16.86	19.73	29.1
945	02/08/2017	17.41	18.54	29.51
946	03/08/2017	10.51	21.21	18.29
947	04/08/2017	8.9	9.33	9.34

948	05/08/2017	8.74	6.01	7.68
949	06/08/2017	9.35	10.32	8.46
950	07/08/2017	6.48	9.49	8.78
951	08/08/2017	20.43	15.16	14.29
952	09/08/2017	18.27	4.95	15.11
953	10/08/2017	17.08	9.76	22.69
954	11/08/2017	18.62	21.68	20.11
955	12/08/2017	14.17	12.19	17.06
956	13/08/2017	11.34	14.54	14.29
957	14/08/2017	12.7	20.79	28.38
958	15/08/2017	15.79	20.62	37.01
959	16/08/2017	10.58	9.37	13.17
960	17/08/2017	13.6	10.15	12.08
961	18/08/2017	13.74	11.82	5.17
962	19/08/2017	10.08	19.72	10.82
963	20/08/2017	14.03	87.2	32.75
964	21/08/2017	12.46	50.87	22.38
965	22/08/2017	16.97	NA	29.35
966	23/08/2017	12.63	37.97	36.02
967	24/08/2017	12.96	26.29	38.73
968	25/08/2017	12.21	36.62	27.57
969	26/08/2017	16.58	43.82	53.92
970	27/08/2017	8.38	18.32	29.48
971	28/08/2017	16.91	22.26	31.15
972	29/08/2017	15.29	25.41	24.38
973	30/08/2017	201.04	44.02	35.07
974	31/08/2017	15.77	19.83	27.06
975	01/09/2017	15.36	38.79	42.78
976	02/09/2017	15.98	24.41	37.95
977	03/09/2017	13.16	19.19	31.86
978	04/09/2017	7	5.81	9.95
979	05/09/2017	10.02	9.85	13.93
980	06/09/2017	10.55	8.55	12.5
981	07/09/2017	9.26	95.7	9.71
982	08/09/2017	9.99	41.57	NA
983	09/09/2017	50.76	11.47	45.9
984	10/09/2017	19.71	19.4	40.58
985	11/09/2017	13.69	70.13	25.57
986	12/09/2017	14.91	18.38	11.04
987	13/09/2017	8.79	11	8.45
988	14/09/2017	8.11	86.56	11.49
989	15/09/2017	14.35	20.01	12.07
990	16/09/2017	143.08	14.32	34.07
991	17/09/2017	11.07	31.92	42.23
992	18/09/2017	16.14	NA	30.57
993	19/09/2017	17.87	31.14	17.93
994	20/09/2017	13.81	21.82	19.9
995	21/09/2017	17.22	34.34	21.14
996	22/09/2017	20.2	29.72	21.25
997	23/09/2017	15.02	26.08	17.47

998	24/09/2017	12.26	14.71	15.11
999	25/09/2017	12.01	26.96	8.27
1000	26/09/2017	11.28	47.75	9.11
1001	27/09/2017	19.23	16.46	9.93
1002	28/09/2017	10.74	26.46	18.85
1003	29/09/2017	46.26	36.52	6.73
1004	30/09/2017	15.96	13.65	9.33
1005	01/10/2017	11.58	18.06	12.78
1006	02/10/2017	16.55	25.94	14.21
1007	03/10/2017	23.91	18.14	19.5
1008	04/10/2017	19.74	18.31	18.66
1009	05/10/2017	16.51	20.16	17.79
1010	06/10/2017	8.17	7.87	16.91
1011	07/10/2017	14.07	6.86	7.7
1012	08/10/2017	16.15	9.43	7.65
1013	09/10/2017	14.53	9.76	14.99
1014	10/10/2017	21.81	12.86	13.01
1015	11/10/2017	18.57	23.22	21.98
1016	12/10/2017	11.23	19.61	16.57
1017	13/10/2017	16.26	11.76	13.33
1018	14/10/2017	11.26	8.55	12.82
1019	15/10/2017	10.6	17.17	12.67
1020	16/10/2017	11.87	15.86	11.75
1021	17/10/2017	14.18	10.45	14.09
1022	18/10/2017	14.54	13.84	12.16
1023	19/10/2017	14.89	20.23	11.59
1024	20/10/2017	14.8	12.55	23.42
1025	21/10/2017	16.02	12.51	13.06
1026	22/10/2017	13.25	21.79	13.37
1027	23/10/2017	18.03	11.91	11.08
1028	24/10/2017	12.34	13.96	14.98
1029	25/10/2017	9.84	11.46	6.39
1030	26/10/2017	13.82	5.91	10.32
1031	27/10/2017	13.87	26.47	10.91
1032	28/10/2017	10.51	21.17	10.27
1033	29/10/2017	10.37	13.6	12.57
1034	30/10/2017	14.64	9.88	17.46
1035	31/10/2017	9.32	12.69	13.84
1036	01/11/2017	8.9	10.66	8.53
1037	02/11/2017	13.55	14.27	10.01
1038	03/11/2017	11.23	10.12	9.69
1039	04/11/2017	11.48	13.72	21.13
1040	05/11/2017	18.14	9.89	10.44
1041	06/11/2017	14.17	18.18	21.41
1042	07/11/2017	13.49	9.89	12.01
1043	08/11/2017	13.27	42.58	17.94
1044	09/11/2017	14.03	14.99	16.4
1045	10/11/2017	11.52	12.33	11.95
1046	11/11/2017	10.46	12.98	10.22
1047	12/11/2017	9.8	9.14	8.56

1048	13/11/2017	8.77	24.39	10.59
1049	14/11/2017	15.34	7.53	13.25
1050	15/11/2017	13.77	14.38	14.07
1051	16/11/2017	18.13	12.02	17.02
1052	17/11/2017	13.57	14.92	11.13
1053	18/11/2017	9	29.97	14.01
1054	19/11/2017	6.95	6.28	7.25
1055	20/11/2017	8.63	20.21	9.6
1056	21/11/2017	8.54	11.24	12.08
1057	22/11/2017	NA	17.52	12.66
1058	23/11/2017	NA	12.94	20.03
1059	24/11/2017	NA	11.25	18.64
1060	25/11/2017	NA	10.17	20.51
1061	26/11/2017	NA	10.38	19.55
1062	27/11/2017	NA	14.37	10.28
1063	28/11/2017	NA	12.58	12.03
1064	29/11/2017	NA	28.31	9.45
1065	30/11/2017	12.16	20.67	NA
1066	01/12/2017	14.57	32.18	NA
1067	02/12/2017	8.13	11.64	5.09
1068	03/12/2017	8.35	31.46	9.49
1069	04/12/2017	8.22	10.13	9.46
1070	05/12/2017	6.01	8.93	3.56
1071	06/12/2017	9.66	9.34	15.06
1072	07/12/2017	36.43	11.22	17.31
1073	08/12/2017	23.93	20.16	10.08
1074	09/12/2017	14.49	8.52	13.12
1075	10/12/2017	16.51	11.84	12.61
1076	11/12/2017	13.32	12.55	16.34
1077	12/12/2017	13.92	21.54	21.98
1078	13/12/2017	17.75	16.04	14.43
1079	14/12/2017	19.73	16.72	21.68
1080	15/12/2017	18.31	10.94	11.74
1081	16/12/2017	14.1	16.96	17.68
1082	17/12/2017	11.89	17.87	15.56
1083	18/12/2017	11.38	28.99	15.04
1084	19/12/2017	13.13	15.74	23.67
1085	20/12/2017	13.17	12.67	13.55
1086	21/12/2017	12.75	13.53	12.28
1087	22/12/2017	12.42	18.6	17.31
1088	23/12/2017	16.84	13.52	28.1
1089	24/12/2017	9.24	10.67	12.7
1090	25/12/2017	34.94	8.78	13.48
1091	26/12/2017	42.64	7.1	17.77
1092	27/12/2017	9.33	19.99	11.84
1093	28/12/2017	15.09	17.76	10.82
1094	29/12/2017	13.29	12.71	14.59
1095	30/12/2017	8.07	9.38	13.35
1096	31/12/2017	11.97	14.26	11.88
1097	01/01/2018	16.77	15.92	18.52

1098	02/01/2018	15.32	20.82	16.66
1099	03/01/2018	10.15	11.56	14.09
1100	04/01/2018	10.68	10.25	14.42
1101	05/01/2018	12.5	15.63	16.99
1102	06/01/2018	15.78	16.39	18.6
1103	07/01/2018	16.65	19.67	21.35
1104	08/01/2018	10.91	11.78	13.23
1105	09/01/2018	11.13	13.06	11.22
1106	10/01/2018	10.8	9.6	13.83
1107	11/01/2018	12.73	13.64	14.71
1108	12/01/2018	14.25	26.28	12.21
1109	13/01/2018	8.53	9.6	19.4
1110	14/01/2018	33.5	27.64	21.48
1111	15/01/2018	36.78	28.77	14.3
1112	16/01/2018	28.47	9.91	12.07
1113	17/01/2018	12.32	15.69	17.91
1114	18/01/2018	13.49	12.2	22.94
1115	19/01/2018	16.64	17.77	13.25
1116	20/01/2018	20.36	18.64	14.14
1117	21/01/2018	23.74	19.88	23.8
1118	22/01/2018	20.88	20.18	26.49
1119	23/01/2018	18.67	15.55	20.27
1120	24/01/2018	13.81	12.83	12.62
1121	25/01/2018	17.79	14.85	13.53
1122	26/01/2018	18.38	17.39	14.93
1123	27/01/2018	15.21	14.73	14.1
1124	28/01/2018	13.27	18.56	14.09
1125	29/01/2018	32.75	21.18	14.17
1126	30/01/2018	14.97	15.56	19.43
1127	31/01/2018	27.44	11.9	10.66
1128	01/02/2018	52.11	8.16	6.27
1129	02/02/2018	33.49	9.36	14.53
1130	03/02/2018	6.9	8.17	11.78
1131	04/02/2018	7.16	7.58	11.59
1132	05/02/2018	17.23	12.59	17.12
1133	06/02/2018	15.05	15.9	12.03
1134	07/02/2018	12.06	12.64	9.95
1135	08/02/2018	14.47	19.06	13.72
1136	09/02/2018	14.86	15.38	17.29
1137	10/02/2018	13.19	12.29	15.02
1138	11/02/2018	11.17	17.25	28.56
1139	12/02/2018	16.25	19.56	NA
1140	13/02/2018	11.15	12.66	9.46
1141	14/02/2018	15.65	24.15	29.07
1142	15/02/2018	15.45	18.76	17.78
1143	16/02/2018	15.11	13.47	11.49
1144	17/02/2018	15.03	17.38	15.89
1145	18/02/2018	16.55	12.22	25.42
1146	19/02/2018	13.51	14.86	15.68
1147	20/02/2018	6.01	6.38	13.3

1148	21/02/2018	32.14	NA	15.98
1149	22/02/2018	11.02	9.49	10.85
1150	23/02/2018	14.43	14.8	10.52
1151	24/02/2018	19.41	18.85	10.76
1152	25/02/2018	7.78	7.72	13.41
1153	26/02/2018	36.97	13.89	8.72
1154	27/02/2018	24.68	10.35	6.54
1155	28/02/2018	9.23	12.07	11.59
1156	01/03/2018	15.06	16.94	18.79
1157	02/03/2018	22.63	11.98	18.45
1158	03/03/2018	NA	13.04	20.2
1159	04/03/2018	12.47	15.98	17.87
1160	05/03/2018	6.38	14.37	10.62
1161	06/03/2018	7.01	25.1	11.91
1162	07/03/2018	30.65	8.71	8.49
1163	08/03/2018	18.08	11.15	9.61
1164	09/03/2018	29.15	14.45	9.58
1165	10/03/2018	36.07	21.34	12.81
1166	11/03/2018	14.43	26.08	20.34
1167	12/03/2018	13.83	16.19	20.04
1168	13/03/2018	15.92	17.46	12.92
1169	14/03/2018	18.98	18.21	15.71
1170	15/03/2018	20.05	14.78	29.63
1171	16/03/2018	11.92	11.79	15.55
1172	17/03/2018	16.81	13.6	11.99
1173	18/03/2018	36.01	32.76	30.46
1174	19/03/2018	37.96	18.45	13.7
1175	20/03/2018	14.91	10.95	17.82
1176	21/03/2018	35.93	39.63	9
1177	22/03/2018	37.09	7.06	6.42
1178	23/03/2018	27.16	19.08	11.96
1179	24/03/2018	10.89	9.26	11.55
1180	25/03/2018	10.45	12.71	18.1
1181	26/03/2018	25.49	15.85	14.76
1182	27/03/2018	11.36	15.29	14.1
1183	28/03/2018	15.95	13.96	10.02
1184	29/03/2018	19.19	13.8	17.98
1185	30/03/2018	12.71	11.93	19.28
1186	31/03/2018	17.86	18.37	18.04
1187	01/04/2018	16.16	16.38	18.27
1188	02/04/2018	18.27	14.86	12.49
1189	03/04/2018	30.36	10.16	16.99
1190	04/04/2018	31.65	12.89	11.91
1191	05/04/2018	25.18	20.49	15.32
1192	06/04/2018	16.48	16.09	20.25
1193	07/04/2018	23.9	22.98	30.89
1194	08/04/2018	19.47	21.46	15.13
1195	09/04/2018	13.6	12.59	13.76
1196	10/04/2018	18.87	20.11	19.69
1197	11/04/2018	26.76	23.56	20.34

1198	12/04/2018	20.18	20.15	25.48
1199	13/04/2018	13.49	11.85	11.38
1200	14/04/2018	21.98	26.08	23.04
1201	15/04/2018	10.04	11.07	5.29
1202	16/04/2018	27.14	7.59	14.22
1203	17/04/2018	16.01	11.31	15.97
1204	18/04/2018	20.78	17.11	19.84
1205	19/04/2018	19	18.47	23.62
1206	20/04/2018	19.29	25.48	19.26
1207	21/04/2018	21.1	20.12	22.53
1208	22/04/2018	20.58	25.29	19.92
1209	23/04/2018	30.77	35.48	37.12
1210	24/04/2018	44.25	52.85	40.25
1211	25/04/2018	29.91	35.96	29.7
1212	26/04/2018	20.42	29.65	16.88
1213	27/04/2018	41.21	14.12	27.91
1214	28/04/2018	30.83	28.47	20.85
1215	29/04/2018	18.17	21.68	28.79
1216	30/04/2018	18.42	36.13	25.17
1217	01/05/2018	25.18	32.75	22.9
1218	02/05/2018	20.01	28.6	25.49
1219	03/05/2018	20.87	25.38	27.82
1220	04/05/2018	8.64	11.95	15.4
1221	05/05/2018	25.11	42.26	34.57
1222	06/05/2018	26.16	40.93	54.57
1223	07/05/2018	21.57	29.98	29.18
1224	08/05/2018	26.02	28.85	30.51
1225	09/05/2018	15.5	28.53	34.06
1226	10/05/2018	26.17	15.85	29.14
1227	11/05/2018	40.85	6.49	12.87
1228	12/05/2018	28.26	13.88	14.55
1229	13/05/2018	22.17	10.9	8.19
1230	14/05/2018	27.24	32.17	36.81
1231	15/05/2018	27.95	39.09	28.89
1232	16/05/2018	24	27.64	32.23
1233	17/05/2018	22.29	38.22	34.32
1234	18/05/2018	32.84	23.53	38.32
1235	19/05/2018	16.84	26.15	37.1
1236	20/05/2018	22.37	12.35	43.35
1237	21/05/2018	11.14	12.42	19.99
1238	22/05/2018	10.56	9.59	18.92
1239	23/05/2018	20.34	15.21	53.32
1240	24/05/2018	19.46	NA	42.09
1241	25/05/2018	17.69	45.71	52.32
1242	26/05/2018	25.35	49.63	58.17
1243	27/05/2018	28.35	49.6	58.31
1244	28/05/2018	25.05	42.67	68.52
1245	29/05/2018	16.7	52.61	41.68
1246	30/05/2018	15.48	14.49	19.57
1247	31/05/2018	13.24	14.06	10.68

1248	01/06/2018	25.2	30.45	11.5
1249	02/06/2018	33.82	27.98	11.6
1250	03/06/2018	21.19	27.84	24.48
1251	04/06/2018	7.3	36.96	12.69
1252	05/06/2018	18.04	17.39	11.87
1253	06/06/2018	12.96	29.22	40.92
1254	07/06/2018	16.98	28.21	40.08
1255	08/06/2018	15.97	16.97	19.27
1256	09/06/2018	27.97	46.49	43.35
1257	10/06/2018	15.14	47.4	46.59
1258	11/06/2018	31.59	42.74	41.52
1259	12/06/2018	13.78	24.26	38.19
1260	13/06/2018	7.43	8.86	13.67
1261	14/06/2018	29.7	10.76	24.37
1262	15/06/2018	27.51	10.76	12.45
1263	16/06/2018	22.72	15.96	4.9
1264	17/06/2018	8.77	22.92	16.84
1265	18/06/2018	54.6	14.72	12.07
1266	19/06/2018	29.78	8.78	7.05
1267	20/06/2018	28.76	40.2	46.4
1268	21/06/2018	19	48.03	53.18
1269	22/06/2018	19.13	47.21	50.25
1270	23/06/2018	19.46	43.83	51.46
1271	24/06/2018	29.67	53.41	62.6
1272	25/06/2018	21.97	38.81	51.18
1273	26/06/2018	19.59	46.06	50.12
1274	27/06/2018	29.72	26.56	41.73
1275	28/06/2018	26.63	11.83	29.1
1276	29/06/2018	12.25	12.13	19.26
1277	30/06/2018	13.77	19.79	17.13
1278	01/07/2018	19.9	44.25	51.44
1279	02/07/2018	16.15	46.73	45.72
1280	03/07/2018	18.72	67.22	53.15
1281	04/07/2018	25.67	35.95	49.22
1282	05/07/2018	25.18	35.42	28.16
1283	06/07/2018	10.7	7.75	13.02
1284	07/07/2018	28.38	10.94	9.93
1285	08/07/2018	31.78	29.23	11.25
1286	09/07/2018	31.56	29.81	41.43
1287	10/07/2018	18.91	28.75	34.15
1288	11/07/2018	25.68	38.89	42.53
1289	12/07/2018	26.04	36.06	49.51
1290	13/07/2018	26.91	45.83	48.8
1291	14/07/2018	29.87	47.86	53.81
1292	15/07/2018	25.39	54.56	47.61
1293	16/07/2018	25.19	NA	43.22
1294	17/07/2018	22.95	NA	32.62
1295	18/07/2018	29.71	25.43	20.68
1296	19/07/2018	25.5	25.3	27.08
1297	20/07/2018	27.42	12.9	33.54

1298	21/07/2018	22.93	36.4	31.37
1299	22/07/2018	20.98	NA	41.13
1300	23/07/2018	19.15	NA	53.1
1301	24/07/2018	10.67	NA	16.95
1302	25/07/2018	31.16	25.7	12.13
1303	26/07/2018	27.06	29.54	36.06
1304	27/07/2018	28.23	35.1	41.21
1305	28/07/2018	32.35	35.39	42.55
1306	29/07/2018	28.28	15.65	22.79
1307	30/07/2018	33.43	23.55	9.01
1308	31/07/2018	8.69	8.66	24.1
1309	01/08/2018	35.51	27.47	32.33
1310	02/08/2018	20.9	37.11	49.45
1311	03/08/2018	34.91	45.56	42.31
1312	04/08/2018	27.42	14.55	13.19
1313	05/08/2018	27.33	52.55	30.35
1314	06/08/2018	17.77	39.68	37.62
1315	07/08/2018	32.65	11.68	6.34
1316	08/08/2018	16.26	7.35	18.23
1317	09/08/2018	16.96	34.11	35.62
1318	10/08/2018	17.42	36.95	50.27
1319	11/08/2018	20.28	43.55	31.65
1320	12/08/2018	27.98	5.92	9.29
1321	13/08/2018	31.85	7.31	13.71
1322	14/08/2018	44.21	9.62	14.88
1323	15/08/2018	9.17	6.66	13.83
1324	16/08/2018	31.97	17.96	23.37
1325	17/08/2018	19.23	25.98	31.57
1326	18/08/2018	23.83	20.59	10.41
1327	19/08/2018	16.59	31.79	16.57
1328	20/08/2018	24.41	29.54	17.29
1329	21/08/2018	20.36	7.09	6.32
1330	22/08/2018	25.55	20.01	14.74
1331	23/08/2018	17.3	25.43	25.45
1332	24/08/2018	23.62	21.67	25.7
1333	25/08/2018	14.87	33.03	26.04
1334	26/08/2018	27.53	27.65	33.07
1335	27/08/2018	15.8	28.74	29.57
1336	28/08/2018	18.86	21.21	17.7
1337	29/08/2018	21.58	22.31	27.09
1338	30/08/2018	16.7	26.04	47.99
1339	31/08/2018	11.45	31.23	22.62
1340	01/09/2018	6.81	7.61	13.61
1341	02/09/2018	28.05	14.2	10.66
1342	03/09/2018	26.46	9.23	20.18
1343	04/09/2018	18.85	12.75	23.45
1344	05/09/2018	27.58	19.75	25.18
1345	06/09/2018	11.37	18.85	13.36
1346	07/09/2018	10.91	13	11.76
1347	08/09/2018	26.76	15.92	17.26

1348	09/09/2018	25.99	18.57	18.19
1349	10/09/2018	14.72	22.16	17.03
1350	11/09/2018	17.62	17.76	20.87
1351	12/09/2018	12.35	14.76	NA
1352	13/09/2018	14.9	20.13	NA
1353	14/09/2018	21.36	33.7	26.21
1354	15/09/2018	24.04	32.93	24.56
1355	16/09/2018	29.59	20.46	10.93
1356	17/09/2018	22.38	33.18	16.36
1357	18/09/2018	15.99	29.37	24.33
1358	19/09/2018	24.27	23.54	13.4
1359	20/09/2018	11.87	25.25	14.56
1360	21/09/2018	11.7	20.31	18.93
1361	22/09/2018	16.47	17.67	21.5
1362	23/09/2018	15.65	13.94	18.23
1363	24/09/2018	23.48	18.83	15.17
1364	25/09/2018	18.23	21.61	12.23
1365	26/09/2018	7.31	8.96	10.6
1366	27/09/2018	20.66	19.96	19.04
1367	28/09/2018	16.63	17.41	17.56
1368	29/09/2018	24.38	14.78	8.54
1369	30/09/2018	10.59	16.57	11.43
1370	01/10/2018	13.8	11.05	22.65
1371	02/10/2018	22.14	15.11	18.29
1372	03/10/2018	14.88	12.9	11.8
1373	04/10/2018	10.99	9.76	21.54
1374	05/10/2018	28.15	14.99	11.43
1375	06/10/2018	22.6	8.96	10.11
1376	07/10/2018	25.69	14.55	15.17
1377	08/10/2018	19.43	3.76	6.33
1378	09/10/2018	22.59	17.59	6.7
1379	10/10/2018	17.61	8.14	7.8
1380	11/10/2018	23.55	7.9	8.35
1381	12/10/2018	13.93	5.95	6.46
1382	13/10/2018	13.08	14.35	7.94
1383	14/10/2018	26.88	6.22	7.69
1384	15/10/2018	30.77	8.72	12.44
1385	16/10/2018	12.38	11.34	10.28
1386	17/10/2018	33.6	14.1	11.48
1387	18/10/2018	13.51	12.57	9.48
1388	19/10/2018	16.48	14	8.7
1389	20/10/2018	15.56	9.21	10.77
1390	21/10/2018	9.98	10.1	9.96
1391	22/10/2018	12.74	15.95	8.52
1392	23/10/2018	23.57	NA	12.35
1393	24/10/2018	22.68	10.16	9.93
1394	25/10/2018	10.87	12.09	7.51
1395	26/10/2018	17.36	15.35	12
1396	27/10/2018	NA	15.04	10.88
1397	28/10/2018	NA	16.09	8.21

1398	29/10/2018	NA	10.71	8.99
1399	30/10/2018	NA	18.17	16.18
1400	31/10/2018	NA	22.58	12.9
1401	01/11/2018	21.63	16.37	10.53
1402	02/11/2018	26.91	17.71	17.12
1403	03/11/2018	15.53	13.69	26.49
1404	04/11/2018	13.61	10.48	12.32
1405	05/11/2018	13.09	38.41	10.06
1406	06/11/2018	9.31	49.8	11.83
1407	07/11/2018	12.84	18.68	11.68
1408	08/11/2018	18.02	19.28	7.98
1409	09/11/2018	12.19	35.77	9.63
1410	10/11/2018	18.24	19.07	12.23
1411	11/11/2018	15.25	20.36	9.48
1412	12/11/2018	10.16	NA	7.8
1413	13/11/2018	15.44	17.31	9.51
1414	14/11/2018	10.69	17.11	8.84
1415	15/11/2018	12.27	34.41	8.68
1416	16/11/2018	10.58	NA	7.99
1417	17/11/2018	7.92	7.17	5.99
1418	18/11/2018	7.62	10.48	6.9
1419	19/11/2018	11.37	19.29	8.74
1420	20/11/2018	11.24	15.07	9.35
1421	21/11/2018	20.95	11.49	17.41
1422	22/11/2018	13.27	13.04	11.71
1423	23/11/2018	17.74	5.38	7.1
1424	24/11/2018	18.21	16.03	6.2
1425	25/11/2018	6.75	10.12	7.16
1426	26/11/2018	6.85	7.06	6.61
1427	27/11/2018	11.58	8.74	13.6
1428	28/11/2018	8.2	9.79	3.48
1429	29/11/2018	11.08	10.34	5.51
1430	30/11/2018	10.75	15.68	11.13
1431	01/12/2018	13.66	11.78	7.78
1432	02/12/2018	23.07	10.56	15.72
1433	03/12/2018	8.69	11.65	10.03
1434	04/12/2018	13.3	11.91	8.73
1435	05/12/2018	8.9	15.83	8.96
1436	06/12/2018	13.19	13.76	8.95
1437	07/12/2018	131.54	24.2	13.89
1438	08/12/2018	17.08	20.45	11.16
1439	09/12/2018	16.92	20.77	15.91
1440	10/12/2018	17.86	17.64	11.71
1441	11/12/2018	13.68	24.56	10.99
1442	12/12/2018	14.34	13.76	9.04
1443	13/12/2018	12.31	8.36	6.93
1444	14/12/2018	14.68	23.12	15.81
1445	15/12/2018	70.58	53.89	63.86
1446	16/12/2018	31.25	38.72	33.93
1447	17/12/2018	14.07	16.62	10.85

1448	18/12/2018	18.77	17.98	17.28
1449	19/12/2018	11.68	10.53	14.52
1450	20/12/2018	12.6	19.05	13.12
1451	21/12/2018	8.53	9.57	12.04
1452	22/12/2018	6.64	11.83	7.12
1453	23/12/2018	15	8.59	13.62
1454	24/12/2018	9.5	16.28	7.73
1455	25/12/2018	10.95	19.04	10.72
1456	26/12/2018	13.61	18.89	10.51
1457	27/12/2018	21.06	25.9	11.29
1458	28/12/2018	15.5	20.37	11.78
1459	29/12/2018	11.68	14.78	14.63
1460	30/12/2018	11.79	35.1	9.48
1461	31/12/2018	29.67	13.02	10.39
1462	01/01/2019	61.17	23.12	12.42
1463	02/01/2019	18.37	21.74	25.2
1464	03/01/2019	19.64	23.81	12.99
1465	04/01/2019	17.31	NA	18.58
1466	05/01/2019	39.29	19.06	26.1
1467	06/01/2019	12.4	11.44	8.7
1468	07/01/2019	10.63	8.22	9.15
1469	08/01/2019	21.33	NA	10.08
1470	09/01/2019	12.08	21.88	12.83
1471	10/01/2019	10.12	11.84	7.71
1472	11/01/2019	19.61	20.06	14.83
1473	12/01/2019	11.85	14.77	7.99
1474	13/01/2019	17.52	18.28	13.47
1475	14/01/2019	19.08	27.83	15.36
1476	15/01/2019	22.24	20.45	18.1
1477	16/01/2019	26.09	27.67	16.45
1478	17/01/2019	29.97	28.15	16.68
1479	18/01/2019	23.37	29.84	20.95
1480	19/01/2019	20.69	27.4	16.4
1481	20/01/2019	12.47	20.5	9.57
1482	21/01/2019	11.57	17.95	11.51
1483	22/01/2019	13.92	19.33	12.76
1484	23/01/2019	22.72	18.13	17.33
1485	24/01/2019	20.04	24.79	14.94
1486	25/01/2019	19.24	29.99	15.05
1487	26/01/2019	26.59	29.06	20.01
1488	27/01/2019	12.18	13.84	8.24
1489	28/01/2019	17.21	20.17	15.96
1490	29/01/2019	20.48	17.11	12.79
1491	30/01/2019	14.85	22.84	9.86
1492	31/01/2019	39	37.77	28.02
1493	01/02/2019	11.94	16.52	6.76
1494	02/02/2019	7.85	7.6	9.78
1495	03/02/2019	17.98	14.14	7.39
1496	04/02/2019	19.34	14.17	17.41
1497	05/02/2019	11.52	11.76	14.73

1498	06/02/2019	7.71	15.4	9.43
1499	07/02/2019	14.74	19.24	7.96
1500	08/02/2019	NA	13.37	8.5
1501	09/02/2019	10.56	9.38	11.67
1502	10/02/2019	13.31	13.6	7.11
1503	11/02/2019	8.06	12.86	12
1504	12/02/2019	113.83	135.78	91.09
1505	13/02/2019	14.35	11.99	18.21
1506	14/02/2019	13.07	16.97	13.2
1507	15/02/2019	18.51	14.73	11.46
1508	16/02/2019	10.41	16.84	12.28
1509	17/02/2019	14.93	15.15	18.42
1510	18/02/2019	28.45	23.32	22.72
1511	19/02/2019	18.28	19.05	19.43
1512	20/02/2019	17.44	14.11	9.91
1513	21/02/2019	14.86	14.88	11.23
1514	22/02/2019	15.23	11.9	10.17
1515	23/02/2019	11.98	8.67	20.28
1516	24/02/2019	16.78	12.26	9.9
1517	25/02/2019	11.91	25.5	15.17
1518	26/02/2019	23.84	18.69	19.51
1519	27/02/2019	19.98	16.57	18.55
1520	28/02/2019	29.7	20.61	18.47
1521	01/03/2019	16.69	27.18	23.35
1522	02/03/2019	21.31	21.99	12.11
1523	03/03/2019	14.79	26.51	11.11
1524	04/03/2019	34.48	32.99	34.42
1525	05/03/2019	50.86	45.96	24.62
1526	06/03/2019	18.49	19.26	22.22
1527	07/03/2019	43.79	42.94	40.08
1528	08/03/2019	13.46	18.66	14.13
1529	09/03/2019	17.81	20.74	15.39
1530	10/03/2019	11.88	14.46	14.94
1531	11/03/2019	18.1	11.62	14.62
1532	12/03/2019	15.76	11.39	11.64
1533	13/03/2019	14.21	10.2	10.52
1534	14/03/2019	17.37	18.55	13.9
1535	15/03/2019	26.18	22.15	19.48
1536	16/03/2019	11.13	32.94	6.5
1537	17/03/2019	8.21	13.52	5.19
1538	18/03/2019	14.28	7.47	6.22
1539	19/03/2019	7.8	10.02	6.53
1540	20/03/2019	12.04	10.72	11.7
1541	21/03/2019	10.99	12.39	7.82
1542	22/03/2019	6.22	14.74	9.85
1543	23/03/2019	13.94	16.39	17.05
1544	24/03/2019	NA	21.75	18.96
1545	25/03/2019	NA	11.88	12.49
1546	26/03/2019	NA	30.38	13.3
1547	27/03/2019	NA	16.84	11.07

1548	28/03/2019	NA	21.11	19.56
1549	29/03/2019	NA	16.31	21.17
1550	30/03/2019	NA	11.86	8.04
1551	31/03/2019	NA	13.22	15.84
1552	01/04/2019	NA	17.96	19.17
1553	02/04/2019	11.82	11.05	11.03
1554	03/04/2019	NA	14.86	9.81
1555	04/04/2019	NA	9.38	9.25
1556	05/04/2019	8.05	13.88	13.21
1557	06/04/2019	13.12	19.93	15.31
1558	07/04/2019	24.03	13.74	13.14
1559	08/04/2019	13	16.43	10.56
1560	09/04/2019	9.13	12.01	11.16
1561	10/04/2019	12.62	11.38	9.3
1562	11/04/2019	9.56	17.73	18.12
1563	12/04/2019	37.81	34.01	19.65
1564	13/04/2019	30.55	29.33	27.43
1565	14/04/2019	16.78	18.91	21.35
1566	15/04/2019	15.78	20.5	21.07
1567	16/04/2019	11.36	21.48	13.84
1568	17/04/2019	15.14	19.8	15.03
1569	18/04/2019	15.44	16.55	13.66
1570	19/04/2019	17.64	21.62	19.92
1571	20/04/2019	13.27	22.08	18.96
1572	21/04/2019	15.07	22.06	13.54
1573	22/04/2019	12.48	23.38	11.78
1574	23/04/2019	8.23	15.09	8.9
1575	24/04/2019	12.71	14.04	13.45
1576	25/04/2019	15.25	15.97	13.77
1577	26/04/2019	11.78	10.09	8.15
1578	27/04/2019	13.05	13.75	11.68
1579	28/04/2019	12.79	16.87	16.15
1580	29/04/2019	19.66	29.78	26.87
1581	30/04/2019	37.05	35.84	32.11
1582	01/05/2019	17.26	22.62	20.34
1583	02/05/2019	17.35	29.27	25.45
1584	03/05/2019	14.94	14.22	13.51
1585	04/05/2019	24.53	18.98	13.62
1586	05/05/2019	5.35	14.68	7.39
1587	06/05/2019	17.31	20.33	23.45
1588	07/05/2019	22.83	28.6	26.87
1589	08/05/2019	23.03	25.03	38.33
1590	09/05/2019	20.7	31.5	29.28
1591	10/05/2019	19.13	24.81	17.58
1592	11/05/2019	13.71	30.33	24.01
1593	12/05/2019	29.64	43.6	66.08
1594	13/05/2019	19.84	27.05	56.26
1595	14/05/2019	19.08	34.23	40.98
1596	15/05/2019	22.33	34.85	50.45
1597	16/05/2019	23.13	NA	43.57

1598	17/05/2019	19.83	33.82	52
1599	18/05/2019	24.53	51.39	61.11
1600	19/05/2019	22.4	48.47	51.25
1601	20/05/2019	28.6	45.25	40.62
1602	21/05/2019	24.58	35	39.19
1603	22/05/2019	13.33	NA	26.15
1604	23/05/2019	19.04	NA	36.98
1605	24/05/2019	19.66	28.2	41.11
1606	25/05/2019	18.41	36.15	44.51
1607	26/05/2019	11.47	11.63	14.32
1608	27/05/2019	17.11	6.48	15
1609	28/05/2019	8.71	20.23	17.01
1610	29/05/2019	7.67	17.63	9.15
1611	30/05/2019	8.86	11.91	18.47
1612	31/05/2019	22.02	38.75	32.24
1613	01/06/2019	19.8	43.53	37.99
1614	02/06/2019	22.31	48.26	46.29
1615	03/06/2019	23.42	38.68	43.01
1616	04/06/2019	7.66	15.17	10.59
1617	05/06/2019	16.12	23.03	44.41
1618	06/06/2019	21.33	36.06	45.25
1619	07/06/2019	26.57	42.69	61.08
1620	08/06/2019	17.29	46.95	57.87
1621	09/06/2019	21.45	29.11	48.25
1622	10/06/2019	19.66	21.84	27.02
1623	11/06/2019	20.38	37.63	51.57
1624	12/06/2019	26.09	43.57	54.69
1625	13/06/2019	10.14	9.87	15.96
1626	14/06/2019	14.44	21.86	29.89
1627	15/06/2019	23.98	47.1	41.72
1628	16/06/2019	27.22	39.05	55.52
1629	17/06/2019	21.85	27.15	19.1
1630	18/06/2019	17.04	21.28	21.42
1631	19/06/2019	22.61	27.78	28.39
1632	20/06/2019	26.23	40.59	45.53
1633	21/06/2019	20.93	35.44	40.73
1634	22/06/2019	14.58	33.6	22.79
1635	23/06/2019	15.44	13.75	11.41
1636	24/06/2019	11.05	19.53	13.36
1637	25/06/2019	24.82	23.44	33.32
1638	26/06/2019	23.43	28.39	41.56
1639	27/06/2019	15.96	35.42	54.64
1640	28/06/2019	22.36	39.73	57.35
1641	29/06/2019	15.07	29.63	63.78
1642	30/06/2019	11.2	9.05	28.06
1643	01/07/2019	15.39	28.23	45.77
1644	02/07/2019	20.7	40.76	39.03
1645	03/07/2019	14.1	24.22	38.77
1646	04/07/2019	18.71	24.75	41.02
1647	05/07/2019	18.35	19.83	39.16

1648	06/07/2019	24.11	60.11	61.16
1649	07/07/2019	15.28	69.82	51.87
1650	08/07/2019	15.11	26.95	26.95
1651	09/07/2019	18.48	22.54	24.86
1652	10/07/2019	7.77	11.3	20.91
1653	11/07/2019	13.16	8.01	18.92
1654	12/07/2019	9.3	6.88	11.99
1655	13/07/2019	11.11	5.51	12.02
1656	14/07/2019	10.73	8.4	9.07
1657	15/07/2019	16.96	13.35	14.7
1658	16/07/2019	18.43	7.23	21.98
1659	17/07/2019	16.07	11.42	9.37
1660	18/07/2019	13.81	9.92	15.41
1661	19/07/2019	16.67	26.58	22.7
1662	20/07/2019	44.84	30.97	43.31
1663	21/07/2019	44.86	41.84	48.29
1664	22/07/2019	30.53	40	32.46
1665	23/07/2019	27.64	33.1	22.97
1666	24/07/2019	15.11	17.75	13.24
1667	25/07/2019	19.98	29.64	36.71
1668	26/07/2019	15.91	37.17	40.69
1669	27/07/2019	16.95	30.27	33.06
1670	28/07/2019	29.33	39.43	34.34
1671	29/07/2019	21.54	27.87	33.12
1672	30/07/2019	14.83	21.22	17.91
1673	31/07/2019	18.66	43.39	33.38
1674	01/08/2019	18.9	41.79	39.87
1675	02/08/2019	32.13	26.13	39.14
1676	03/08/2019	28.31	28.52	40.83
1677	04/08/2019	16.69	28.4	31.36
1678	05/08/2019	17.61	35.22	34.86
1679	06/08/2019	18.1	27.19	23.88
1680	07/08/2019	30.56	31.04	44.2
1681	08/08/2019	12.75	34.24	45.22
1682	09/08/2019	8.27	8.46	12.81
1683	10/08/2019	13.22	6.28	8.52
1684	11/08/2019	31.56	6.41	10.35
1685	12/08/2019	13.33	16.32	29.85
1686	13/08/2019	17.56	24.05	25.8
1687	14/08/2019	21.75	37.2	35.26
1688	15/08/2019	11.6	28.3	27.51
1689	16/08/2019	21.69	22.64	28.85
1690	17/08/2019	12.35	18.51	29.94
1691	18/08/2019	17.52	27.8	35.94
1692	19/08/2019	37.28	4.87	11.39
1693	20/08/2019	9.11	15.84	10.28
1694	21/08/2019	8.35	4.22	4.62
1695	22/08/2019	12.29	11.36	8.79
1696	23/08/2019	15.81	20.92	27.83
1697	24/08/2019	18.4	30.18	48.43

1698	25/08/2019	13	30.43	12.73
1699	26/08/2019	17.46	18.89	21.43
1700	27/08/2019	12.18	20.77	17.24
1701	28/08/2019	20.03	23.52	NA
1702	29/08/2019	16.42	10.44	5.59
1703	30/08/2019	11.66	5.56	9.76
1704	31/08/2019	23.91	56.96	34.7
1705	01/09/2019	24.79	59.07	34.74
1706	02/09/2019	13.71	18.22	23.56
1707	03/09/2019	21.52	25.32	23.68
1708	04/09/2019	NA	23.1	NA
1709	05/09/2019	13.08	19.14	18.8
1710	06/09/2019	24.76	23.26	22.01
1711	07/09/2019	6.81	5.68	6.94
1712	08/09/2019	7.59	5.86	6.46
1713	09/09/2019	13.61	12.7	7.63
1714	10/09/2019	12.01	18.62	13.75
1715	11/09/2019	12.46	18.31	17.74
1716	12/09/2019	NA	25.6	24.06
1717	13/09/2019	12.32	24.54	26.61
1718	14/09/2019	19.45	20.4	21.51
1719	15/09/2019	16.35	23.57	22.49
1720	16/09/2019	18.65	15.7	15.83
1721	17/09/2019	5.96	7.14	15.95
1722	18/09/2019	28.38	10.81	13.43
1723	19/09/2019	9.64	14.45	14.4
1724	20/09/2019	14.22	19.82	20.06
1725	21/09/2019	77.77	94.71	83.22
1726	22/09/2019	15.93	17.94	22.64
1727	23/09/2019	19.88	19.5	23.66
1728	24/09/2019	16.21	11.52	21.64
1729	25/09/2019	24.92	20.64	22.4
1730	26/09/2019	15.45	19.28	18.74
1731	27/09/2019	13.27	14.78	18.99
1732	28/09/2019	9.57	13.9	19.43
1733	29/09/2019	13.26	9.41	16.37
1734	30/09/2019	12.65	13.13	11.15
1735	01/10/2019	13.83	15.73	13.41
1736	02/10/2019	14.98	20.26	24.78
1737	03/10/2019	19.08	22.44	17.24
1738	04/10/2019	23.31	18.1	22.19
1739	05/10/2019	14.11	12.3	10.98
1740	06/10/2019	17.99	16.84	14.6
1741	07/10/2019	16.17	12.59	14.87
1742	08/10/2019	17.33	14.48	8.4
1743	09/10/2019	9.51	18.97	9.89
1744	10/10/2019	17.51	9	9.87
1745	11/10/2019	7	6.23	4.04
1746	12/10/2019	11.27	13.76	6.13
1747	13/10/2019	12.29	14.23	7.33

1748	14/10/2019	13.42	10.12	9.22
1749	15/10/2019	14.24	17.46	11.29
1750	16/10/2019	21.69	13.23	20.53
1751	17/10/2019	12.11	8.08	9.83
1752	18/10/2019	10.19	15	13.18
1753	19/10/2019	9.26	17.87	6.41
1754	20/10/2019	10.43	19.39	11.6
1755	21/10/2019	13.06	17.52	17.15
1756	22/10/2019	11.7	13.95	13.34
1757	23/10/2019	20.06	18.56	13.37
1758	24/10/2019	17.4	22.2	14.12
1759	25/10/2019	17.76	38.01	30.35
1760	26/10/2019	35.87	27.2	26.61
1761	27/10/2019	10.41	22.62	8.53
1762	28/10/2019	NA	13.61	14.72
1763	29/10/2019	NA	22.17	16.66
1764	30/10/2019	17.39	20.96	14.6
1765	31/10/2019	20.54	23.68	17.05
1766	01/11/2019	34.91	28.39	41.9
1767	02/11/2019	42.6	38.74	42.44
1768	03/11/2019	21.57	43.02	30.59
1769	04/11/2019	18.02	9.25	14.59
1770	05/11/2019	7.94	8.98	8.12
1771	06/11/2019	10.89	8.83	9.38
1772	07/11/2019	32.19	41.43	30.24
1773	08/11/2019	23.11	43.02	28.95
1774	09/11/2019	6.25	22.72	13.72
1775	10/11/2019	9.14	12.12	11.37
1776	11/11/2019	18.99	17.14	9.39
1777	12/11/2019	15.44	16.35	10.61
1778	13/11/2019	10.31	12.88	12.27
1779	14/11/2019	12.7	19.24	14.45
1780	15/11/2019	10.25	16.81	6.26
1781	16/11/2019	16.76	10.01	14.37
1782	17/11/2019	17.43	21.48	16.51
1783	18/11/2019	18.29	14.42	7.79
1784	19/11/2019	12.36	12.7	11.21
1785	20/11/2019	13.88	15.01	15.51
1786	21/11/2019	38.02	45.59	36.66
1787	22/11/2019	64.19	77.89	82.17
1788	23/11/2019	29.22	22.05	22.6
1789	24/11/2019	38.04	16.35	17.03
1790	25/11/2019	26.97	28.61	15.85
1791	26/11/2019	44.26	35.55	NA
1792	27/11/2019	8.69	18.62	NA
1793	28/11/2019	132.32	126.15	NA
1794	29/11/2019	149.21	141.21	174.77
1795	30/11/2019	103.51	165.26	56.04
1796	01/12/2019	120.07	29.54	30.1
1797	02/12/2019	10.57	9.5	8.7

1798	03/12/2019	9.04	19.73	41.11
1799	04/12/2019	11.46	13.03	9.34
1800	05/12/2019	9.65	10.43	9.98
1801	06/12/2019	9.1	19.42	15.13
1802	07/12/2019	258.88	254.66	266.4
1803	08/12/2019	178.4	194.34	337.35
1804	09/12/2019	194.42	232.52	193.86
1805	10/12/2019	223.02	335.41	77.45
1806	11/12/2019	108.41	156.26	87.44
1807	12/12/2019	157.54	118.74	125.94
1808	13/12/2019	52.34	56.71	57.39
1809	14/12/2019	131.42	99.82	100
1810	15/12/2019	46.43	44.92	90.82
1811	16/12/2019	119.61	162.58	50.74
1812	17/12/2019	376	530.39	352.37
1813	18/12/2019	231.23	322.16	207.35
1814	19/12/2019	594.19	NA	178.48
1815	20/12/2019	425.44	581.81	478.56
1816	21/12/2019	409.61	572.33	375.64
1817	22/12/2019	271.86	420.77	267.67
1818	23/12/2019	312.44	387.78	299.13
1819	24/12/2019	129.46	225.51	112.69
1820	25/12/2019	137.18	119.62	108.57
1821	26/12/2019	130.06	139.44	122.54
1822	27/12/2019	257.43	300.39	219.64
1823	28/12/2019	288.68	298.87	318.96
1824	29/12/2019	186.64	223.69	267.72
1825	30/12/2019	211.17	238.73	226.14
1826	31/12/2019	1548.77	1304.68	1846.26
1827	01/01/2020	1372.05	1552.53	1925.98
1828	02/01/2020	NA	749.78	751.64
1829	03/01/2020	NA	253.44	590.97
1830	04/01/2020	1628.53	2034.39	924.78
1831	05/01/2020	2295.15	2496.11	1526.19
1832	06/01/2020	43.51	46.44	75.58
1833	07/01/2020	167.15	165.39	224.01
1834	08/01/2020	200.4	222.17	274.57
1835	09/01/2020	72.55	90.92	NA
1836	10/01/2020	65.73	111.74	181.64
1837	11/01/2020	158.81	295.52	196.38
1838	12/01/2020	179.17	204.26	179.19
1839	13/01/2020	128.39	NA	156.59
1840	14/01/2020	101.25	125.58	126.51
1841	15/01/2020	58.49	54.07	64.48
1842	16/01/2020	31.6	64.67	141.78
1843	17/01/2020	82.81	95.75	74.04
1844	18/01/2020	33.16	33.18	35.3
1845	19/01/2020	26.67	19.64	34.03
1846	20/01/2020	12.59	23.64	19.7
1847	21/01/2020	9.6	12.34	9.5

1848	22/01/2020	9.2	14.47	20.47
1849	23/01/2020	49.27	65.65	44.77
1850	24/01/2020	19.56	25.61	27.29
1851	25/01/2020	33.25	35.19	40.16
1852	26/01/2020	99.16	128.32	307.6
1853	27/01/2020	134.05	117.85	404.23
1854	28/01/2020	127.16	67.24	247.29
1855	29/01/2020	114.41	55.65	146.62
1856	30/01/2020	86.29	44.27	143.67
1857	31/01/2020	44.13	59.38	190.15
1858	01/02/2020	37.43	46.31	50.83
1859	02/02/2020	40.27	49.82	36.11
1860	03/02/2020	165.54	212.36	95.69
1861	04/02/2020	72.02	145.86	59.87
1862	05/02/2020	77.7	113.87	162.19
1863	06/02/2020	14.19	18.34	27.27
1864	07/02/2020	4.47	11.97	36.63
1865	08/02/2020	7.4	10.72	9.83
1866	09/02/2020	6.36	17.21	20.26
1867	10/02/2020	7.8	9.63	11.31
1868	11/02/2020	12.97	17.67	25.96
1869	12/02/2020	8.15	18.79	13.92
1870	13/02/2020	12.17	18.27	9.36
1871	14/02/2020	8.96	15.34	15.59
1872	15/02/2020	12.14	17.82	14.06
1873	16/02/2020	7.72	9.28	8.38
1874	17/02/2020	9.65	13.62	6.32
1875	18/02/2020	11.1	17	22.57
1876	19/02/2020	9.69	12.31	14.29
1877	20/02/2020	8.6	12.22	18.61
1878	21/02/2020	9.99	14.56	13.25
1879	22/02/2020	5.88	19.97	8.14
1880	23/02/2020	7.77	14.22	8.79
1881	24/02/2020	12.73	13.89	15.68
1882	25/02/2020	9.89	17.4	12.18
1883	26/02/2020	12.46	13.58	12.18
1884	27/02/2020	7.83	23.72	23.13
1885	28/02/2020	14.7	16.57	14.61
1886	29/02/2020	10.54	14.71	11.52
1887	01/03/2020	12.89	18.99	24.57
1888	02/03/2020	19.12	21.29	25.78
1889	03/03/2020	13.64	14.98	16.07
1890	04/03/2020	7.65	8.39	7.81
1891	05/03/2020	22.42	14.96	7
1892	06/03/2020	10.5	11.88	16.15
1893	07/03/2020	12.57	19.33	14.68
1894	08/03/2020	2.7	7.85	9.7
1895	09/03/2020	4.44	15.66	5.05
1896	10/03/2020	5.8	15.65	5.41
1897	11/03/2020	7.47	16.58	7.05

1898	12/03/2020	5.65	15.35	8.09
1899	13/03/2020	7.53	13.73	6.78
1900	14/03/2020	7.06	10.93	12.23
1901	15/03/2020	3.99	14.63	14.13
1902	16/03/2020	3.96	12.83	7.27
1903	17/03/2020	5.12	18.63	16.97
1904	18/03/2020	11.19	16.42	8.38
1905	19/03/2020	9.23	15	16.3
1906	20/03/2020	6.76	15.2	8.46
1907	21/03/2020	11.31	12.78	10.39
1908	22/03/2020	10.79	16.92	11.58
1909	23/03/2020	11.06	13.87	9.15
1910	24/03/2020	7.39	14.85	18.64
1911	25/03/2020	13.12	17.1	13.4
1912	26/03/2020	7.47	13.16	14.34
1913	27/03/2020	4.09	10.06	7.17
1914	28/03/2020	4.75	19.94	9.1
1915	29/03/2020	9.41	17.4	8.79
1916	30/03/2020	5.53	9.38	7.66
1917	31/03/2020	6.93	13.51	9.91
1918	01/04/2020	13.95	12.63	20.69
1919	02/04/2020	15.36	18.57	14.81
1920	03/04/2020	5.15	15.66	8.39
1921	04/04/2020	4.2	8.8	7.88
1922	05/04/2020	6.42	13.25	16.3
1923	06/04/2020	NA	14.04	9.54
1924	07/04/2020	NA	21.79	12.53
1925	08/04/2020	8.95	14.22	9.8
1926	09/04/2020	5.08	15.91	23.19
1927	10/04/2020	3.28	12.01	12.9
1928	11/04/2020	7.76	11.38	6.36
1929	12/04/2020	9.63	19.53	35.69
1930	13/04/2020	13.46	30.52	36.19
1931	14/04/2020	18.88	37.92	31.05
1932	15/04/2020	17.77	38.13	34.19
1933	16/04/2020	11.52	18.65	9.6
1934	17/04/2020	6.91	14.59	11.2
1935	18/04/2020	9.84	25.4	27.7
1936	19/04/2020	12.93	23.8	27.72
1937	20/04/2020	10.38	17.78	23.7
1938	21/04/2020	11.9	25.59	19.13
1939	22/04/2020	14.14	20.07	14.17
1940	23/04/2020	16.9	18.4	18.7
1941	24/04/2020	12.46	22.22	30.39
1942	25/04/2020	15.42	36.66	30.35
1943	26/04/2020	17.52	34.68	21.44
1944	27/04/2020	9.87	33.08	29.22
1945	28/04/2020	11.69	33.29	23.68
1946	29/04/2020	16.98	18.34	17.54
1947	30/04/2020	5.64	12.93	9.36

1948	01/05/2020	6.51	13.07	8.16
1949	02/05/2020	3.81	10.62	10.3
1950	03/05/2020	12.47	26.58	22.01
1951	04/05/2020	14.6	31.81	44.44
1952	05/05/2020	14.71	46.39	50.79
1953	06/05/2020	6.11	45.2	43.16
1954	07/05/2020	15.41	19.56	40.58
1955	08/05/2020	8.55	50.51	10.21
1956	09/05/2020	6.52	9.68	10.94
1957	10/05/2020	12.05	22.54	43.57
1958	11/05/2020	16.55	35.64	38.22
1959	12/05/2020	15.18	34.94	51.89
1960	13/05/2020	23.04	33.35	34.42
1961	14/05/2020	16.31	29.07	28.91
1962	15/05/2020	12.45	49.61	71.49
1963	16/05/2020	16.28	71.45	101.07
1964	17/05/2020	10.49	77.67	85.27
1965	18/05/2020	9.15	41.07	51.48
1966	19/05/2020	10.21	21.93	34.33
1967	20/05/2020	9.18	21.74	22.97
1968	21/05/2020	9.02	20.08	8.58
1969	22/05/2020	3.87	19.61	4.04
1970	23/05/2020	9.89	15.48	9.27
1971	24/05/2020	5.57	NA	10.8
1972	25/05/2020	8.08	NA	5.79
1973	26/05/2020	5.4	10.65	8.78
1974	27/05/2020	10.77	26.25	34.85
1975	28/05/2020	14.64	32.12	46.92
1976	29/05/2020	22.13	53.47	60.52
1977	30/05/2020	22.57	78.98	79.44
1978	31/05/2020	32.87	80.29	60.41
1979	01/06/2020	5.05	9.96	8.39
1980	02/06/2020	5.25	12.95	22.91
1981	03/06/2020	8.97	14.45	24.95
1982	04/06/2020	15.41	40.09	57.76
1983	05/06/2020	19.13	46.22	56.55
1984	06/06/2020	15.51	64.71	88.6
1985	07/06/2020	18.43	71.66	90.7
1986	08/06/2020	20.54	52.88	66.87
1987	09/06/2020	11.85	48.47	68.03
1988	10/06/2020	16.15	36.38	61.72
1989	11/06/2020	11.84	38.33	51.1
1990	12/06/2020	13.27	27.02	43.17
1991	13/06/2020	22.34	51.91	77.45
1992	14/06/2020	21.08	48.64	61.61
1993	15/06/2020	4.57	12.65	11.4
1994	16/06/2020	4.92	13.11	12.61
1995	17/06/2020	12.91	16.61	26.71
1996	18/06/2020	9.74	47.13	57.19
1997	19/06/2020	14.5	45.42	51.45

1998	20/06/2020	13.79	32.29	27.03
1999	21/06/2020	5.29	8.76	8.54
2000	22/06/2020	7.69	17.26	16.68
2001	23/06/2020	5.42	NA	19.13
2002	24/06/2020	8.89	NA	16.01
2003	25/06/2020	7.77	17.77	39.27
2004	26/06/2020	15.95	47.89	44.94
2005	27/06/2020	11.11	68.27	82.64
2006	28/06/2020	12.72	61.27	82.48
2007	29/06/2020	10.91	38.44	36.04
2008	30/06/2020	19.05	43.16	43.79
2009	01/07/2020	19.3	52.61	39.55
2010	02/07/2020	15.38	32.52	14.04
2011	03/07/2020	9.57	20.22	12.07
2012	04/07/2020	7.92	10.17	6.14
2013	05/07/2020	16.93	35.24	51.41
2014	06/07/2020	15.08	NA	47.34
2015	07/07/2020	10.68	NA	42.73
2016	08/07/2020	17.14	47.92	57.45
2017	09/07/2020	20.9	53.05	46.44
2018	10/07/2020	19.74	52.92	65.74
2019	11/07/2020	22.44	58.42	70.24
2020	12/07/2020	15.57	30.92	47.42
2021	13/07/2020	4.19	8.21	11.26
2022	14/07/2020	8.3	22.67	6.96
2023	15/07/2020	5.5	23.11	14.43
2024	16/07/2020	5.96	21.89	15.6
2025	17/07/2020	12.84	51.41	60.8
2026	18/07/2020	13.4	55.15	66.33
2027	19/07/2020	7.61	28.85	21.2
2028	20/07/2020	6.64	16.71	21.82
2029	21/07/2020	13.36	43.08	52.1
2030	22/07/2020	13.63	46.63	46.73
2031	23/07/2020	13.79	64.02	48.78
2032	24/07/2020	15.14	66.37	55.39
2033	25/07/2020	16.52	66.2	73.01
2034	26/07/2020	8.13	13.17	9.68
2035	27/07/2020	4.51	7.13	3.37
2036	28/07/2020	9.62	23.28	6.29
2037	29/07/2020	10.8	27.65	49.38
2038	30/07/2020	9.89	32.62	35.79
2039	31/07/2020	16.15	41.28	52.48
2040	01/08/2020	22.71	46.03	77
2041	02/08/2020	26.77	48.33	72.28
2042	03/08/2020	28.11	50.53	58.5
2043	04/08/2020	9.83	19.07	22.76
2044	05/08/2020	7.32	12.4	11.15
2045	06/08/2020	13.16	31.93	46.17
2046	07/08/2020	12.98	14.03	19.1
2047	08/08/2020	6.36	10.55	7.9

2048	09/08/2020	6.33	9.65	5.47
2049	10/08/2020	9.24	25.32	30.85
2050	11/08/2020	9.76	45.84	37.2
2051	12/08/2020	14	27.51	42.25
2052	13/08/2020	8.79	24.68	40.78
2053	14/08/2020	10.76	23.22	37.04
2054	15/08/2020	8.24	13.99	45.4
2055	16/08/2020	5.8	9.93	43.66
2056	17/08/2020	7.92	6.52	18.61
2057	18/08/2020	7.32	9.69	14.98
2058	19/08/2020	8.07	9.39	7.91
2059	20/08/2020	6.57	5.41	7.41
2060	21/08/2020	5.29	10.59	8.73
2061	22/08/2020	6.22	5.85	9.31
2062	23/08/2020	4.91	9.28	7.69
2063	24/08/2020	10.1	14.37	NA
2064	25/08/2020	9.98	26.2	NA
2065	26/08/2020	17.2	35.58	33.16
2066	27/08/2020	10.82	19.56	27.63
2067	28/08/2020	12.81	33.26	33.11
2068	29/08/2020	15.67	40.43	47.08
2069	30/08/2020	16.45	43.77	49.67
2070	31/08/2020	10.68	14.37	14.66
2071	01/09/2020	16.57	39.67	23.78
2072	02/09/2020	13.16	43.24	34.57
2073	03/09/2020	14.11	21.83	17.19
2074	04/09/2020	15.23	25.67	25.84
2075	05/09/2020	13.33	38.17	24.32
2076	06/09/2020	12.59	50.29	39.25
2077	07/09/2020	13.69	41.21	35.52
2078	08/09/2020	11.32	29.92	43.02
2079	09/09/2020	13.18	13.21	15.91
2080	10/09/2020	6.51	10.75	7.98
2081	11/09/2020	10.25	29.75	32.9
2082	12/09/2020	14.6	33.1	35.55
2083	13/09/2020	12.19	30.45	35.77
2084	14/09/2020	8.21	10.04	17.06
2085	15/09/2020	10.1	13.73	17.25
2086	16/09/2020	10.58	20.59	19.25
2087	17/09/2020	12.04	19.88	17.85
2088	18/09/2020	7.97	10.54	6.86
2089	19/09/2020	12.53	18.5	15.51
2090	20/09/2020	8.98	12.59	8.4
2091	21/09/2020	6.09	17.86	8.64
2092	22/09/2020	4.73	11.34	10.95
2093	23/09/2020	6.25	10.71	8.74
2094	24/09/2020	3.8	9.4	8.21
2095	25/09/2020	4.74	8.36	8.3
2096	26/09/2020	4.03	8.56	5.6
2097	27/09/2020	7.96	20.06	11.22

2098	28/09/2020	6.62	12.82	19.74
2099	29/09/2020	15.5	26.88	16.83
2100	30/09/2020	11.84	30.25	16.66
2101	01/10/2020	7.64	14.62	11.61
2102	02/10/2020	11.93	15.36	20.45
2103	03/10/2020	15.01	20.62	28.44
2104	04/10/2020	18.49	21.55	26.49
2105	05/10/2020	10.66	17.53	15.3
2106	06/10/2020	11.89	9.83	13.84
2107	07/10/2020	8.77	8.59	5.38
2108	08/10/2020	7.32	7.59	8.1
2109	09/10/2020	7.04	7.27	6.25
2110	10/10/2020	7.3	12.53	7.63
2111	11/10/2020	9.29	15.91	15.57
2112	12/10/2020	8.81	8.8	11.25
2113	13/10/2020	12.15	22.22	12.59
2114	14/10/2020	11.71	16.31	19.12
2115	15/10/2020	9.39	61.75	12.78
2116	16/10/2020	13.08	14.83	9.2
2117	17/10/2020	12.25	14.86	8.12
2118	18/10/2020	12.46	59.29	8
2119	19/10/2020	9.64	10.24	9.97
2120	20/10/2020	12	71.65	7.3
2121	21/10/2020	12.76	27.4	12.45
2122	22/10/2020	17.31	24.65	11.81
2123	23/10/2020	13.19	25.24	14.24
2124	24/10/2020	7.74	10.61	12.24
2125	25/10/2020	5.91	7.56	6.4
2126	26/10/2020	3.17	12.55	7.81
2127	27/10/2020	6.3	6.93	9.35
2128	28/10/2020	6.48	9.49	12.82
2129	29/10/2020	7.29	22.16	9.66
2130	30/10/2020	4.4	13.4	12.03
2131	31/10/2020	2.84	17.06	6.25
2132	01/11/2020	8.14	8.24	14.66
2133	02/11/2020	6.33	12.75	9.7
2134	03/11/2020	10.36	14.19	18.59
2135	04/11/2020	13.44	17.23	9.74
2136	05/11/2020	6.71	9.79	10.22
2137	06/11/2020	6.74	13.51	8.65
2138	07/11/2020	6.16	14.81	13.69
2139	08/11/2020	9.12	12.44	10.54
2140	09/11/2020	5.38	10.42	8.06
2141	10/11/2020	8.89	13.77	7.67
2142	11/11/2020	12.22	15.82	11.82
2143	12/11/2020	12.59	13.59	12.75
2144	13/11/2020	13.23	8.79	10.01
2145	14/11/2020	8.19	14.87	11.26
2146	15/11/2020	9.04	18.44	10.34
2147	16/11/2020	15.8	17.42	14.63

2148	17/11/2020	12.49	30.62	10.49
2149	18/11/2020	11.28	12.37	8.73
2150	19/11/2020	15.46	15.68	15.51
2151	20/11/2020	15.64	20.52	15.67
2152	21/11/2020	16.65	20.71	16.83
2153	22/11/2020	14.3	18.01	15.98
2154	23/11/2020	4.6	8.53	12.23
2155	24/11/2020	9.87	12.74	11.27
2156	25/11/2020	13.21	13.5	11.79
2157	26/11/2020	11.08	20.87	15.14
2158	27/11/2020	21.48	25.78	20.56
2159	28/11/2020	22.19	23.74	19.76
2160	29/11/2020	9.9	13.12	17.54
2161	30/11/2020	15.88	14.94	13.85
2162	01/12/2020	23.25	30.6	NA
2163	02/12/2020	15.93	26	14.49
2164	03/12/2020	5.71	8.9	12.85
2165	04/12/2020	8.22	18.88	14.59
2166	05/12/2020	15.19	14.19	15.6
2167	06/12/2020	10.67	9.64	14.77
2168	07/12/2020	6.53	15.48	8.16
2169	08/12/2020	4.93	10.56	7.22
2170	09/12/2020	7.13	23.97	12.39
2171	10/12/2020	12.1	15.7	15.14
2172	11/12/2020	9.73	9.96	23.85
2173	12/12/2020	9.65	11.65	8.22
2174	13/12/2020	14.33	6.19	9
2175	14/12/2020	14.79	10.52	15.44
2176	15/12/2020	14.2	14	9.9
2177	16/12/2020	6.5	8.64	6.77
2178	17/12/2020	11.95	15.53	10.98
2179	18/12/2020	10.47	30.64	15.84
2180	19/12/2020	6.08	9.5	6.85
2181	20/12/2020	15.73	26.5	13.03
2182	21/12/2020	6.79	12.28	11.02
2183	22/12/2020	5.07	8.16	7.36
2184	23/12/2020	16.26	13.91	7.62
2185	24/12/2020	15.46	24.2	13.28
2186	25/12/2020	4.4	5.41	13.76
2187	26/12/2020	11.61	12.34	9.81
2188	27/12/2020	7.85	26.52	14.79
2189	28/12/2020	8.02	10.69	13.12
2190	29/12/2020	5.97	8.52	5.92
2191	30/12/2020	7.45	7.44	12.01
2192	31/12/2020	8	8.15	9.74
2193	01/01/2021	9.28	8.53	9.91
2194	02/01/2021	3.13	9.76	5.23
2195	03/01/2021	7.38	11	10.31
2196	04/01/2021	8.34	15.93	12.99
2197	05/01/2021	9.03	12.39	10.93

2198	06/01/2021	5.75	6.78	12.25
2199	07/01/2021	NA	9.39	8.58
2200	08/01/2021	NA	14	8.93
2201	09/01/2021	6.41	9.54	7.79
2202	10/01/2021	5.69	14.17	8.32
2203	11/01/2021	7.04	11.57	15.38
2204	12/01/2021	8.54	15.19	12.65
2205	13/01/2021	12.21	26.64	13.75
2206	14/01/2021	9.38	16.74	17.15
2207	15/01/2021	9.08	24.11	15.17
2208	16/01/2021	5.5	12.42	18.83
2209	17/01/2021	11.96	18.26	12.31
2210	18/01/2021	9.09	18.28	14.99
2211	19/01/2021	20.95	19.13	16.16
2212	20/01/2021	13.43	11.45	13.28
2213	21/01/2021	10.09	16.69	12.26
2214	22/01/2021	12.3	21.96	11.89
2215	23/01/2021	17.49	25.7	28.26
2216	24/01/2021	14.82	17.02	14.84
2217	25/01/2021	11.09	11.93	15.64
2218	26/01/2021	13.47	19.15	19.53
2219	27/01/2021	5.33	10.13	12.65
2220	28/01/2021	4.92	10.11	10.53
2221	29/01/2021	5.65	5.55	7.34
2222	30/01/2021	9.68	13.55	28.3
2223	31/01/2021	7.11	4.85	14.14
2224	01/02/2021	4.84	13.42	10.02
2225	02/02/2021	4.86	9.13	16.67
2226	03/02/2021	8.61	11.5	13.53
2227	04/02/2021	19.6	24.99	14.47
2228	05/02/2021	15.62	11.21	14.38
2229	06/02/2021	12.68	8.15	12.39
2230	07/02/2021	10.26	20.29	10.4
2231	08/02/2021	7.97	10.19	10.01
2232	09/02/2021	9.95	9.4	16.72
2233	10/02/2021	6.42	8.17	7.69
2234	11/02/2021	8.88	16.11	20.01
2235	12/02/2021	23.45	17.19	16.55
2236	13/02/2021	8.62	15.37	15.16
2237	14/02/2021	5.68	12.05	14.38
2238	15/02/2021	7.24	10.3	14.73
2239	16/02/2021	3.28	8.7	27.68
2240	17/02/2021	7.33	9.39	14.73
2241	18/02/2021	9.12	13.37	14.08
2242	19/02/2021	8.36	11.82	11.97
2243	20/02/2021	11.29	18.75	19.41
2244	21/02/2021	11.5	29.54	16.17
2245	22/02/2021	11.46	20.12	NA
2246	23/02/2021	8.2	8.9	8.66
2247	24/02/2021	9.51	16.66	6.13

2248	25/02/2021	8.64	12.49	12.51
2249	26/02/2021	13.77	25.46	13.03
2250	27/02/2021	12.08	13.34	11.26
2251	28/02/2021	16.74	26.33	11.62
2252	01/03/2021	14.35	23.9	12.22
2253	02/03/2021	12.07	19.17	9.31
2254	03/03/2021	10.93	17.07	12.8
2255	04/03/2021	6.22	10.37	12.06
2256	05/03/2021	11.18	54.38	11.68
2257	06/03/2021	12.77	14.51	22.22
2258	07/03/2021	12.36	21.92	19.51
2259	08/03/2021	12.61	16.49	17.54
2260	09/03/2021	13.09	19	11.76
2261	10/03/2021	12.23	16.29	21.28
2262	11/03/2021	15.34	13.59	14.79
2263	12/03/2021	11.28	24.59	10.8
2264	13/03/2021	7.83	19.2	11.32
2265	14/03/2021	9.05	15.98	13.26
2266	15/03/2021	11.84	10.74	9.55
2267	16/03/2021	9.02	19.15	8.2
2268	17/03/2021	4.85	9.16	15.76
2269	18/03/2021	9.08	7.05	6.63
2270	19/03/2021	6.24	5.62	14.53
2271	20/03/2021	7.13	7.48	11.46
2272	21/03/2021	6.16	9.48	9.92
2273	22/03/2021	5.95	12.58	12.48
2274	23/03/2021	5.9	3.2	7.12
2275	24/03/2021	5.16	7.13	16.56
2276	25/03/2021	7.88	11.52	13.29
2277	26/03/2021	7.85	34.47	11.39
2278	27/03/2021	10.98	18.32	15.1
2279	28/03/2021	11.75	22.38	13.29
2280	29/03/2021	7.81	22.44	10.45
2281	30/03/2021	13.24	18.51	17.99
2282	31/03/2021	10.08	16.7	13.22
2283	01/04/2021	11.86	25.54	12.98
2284	02/04/2021	9.64	23.71	14.63
2285	03/04/2021	12.14	14.08	19.07
2286	04/04/2021	16.53	18.81	17.22
2287	05/04/2021	12.82	25.86	20.34
2288	06/04/2021	12.07	12.54	12.23
2289	07/04/2021	7.25	13.55	8.77
2290	08/04/2021	NA	17.75	19.64
2291	09/04/2021	NA	15.33	11.68
2292	10/04/2021	14.52	12.39	11.21
2293	11/04/2021	7.02	10.43	7.89
2294	12/04/2021	32.37	39	42.11
2295	13/04/2021	20.64	30.52	21.78
2296	14/04/2021	18.07	18.99	21.71
2297	15/04/2021	17.8	23.81	17.11

2298	16/04/2021	19.73	25.73	19.29
2299	17/04/2021	13.96	18.65	18.13
2300	18/04/2021	19.92	21.24	28.91
2301	19/04/2021	21.97	24.31	43.18
2302	20/04/2021	17.7	24.95	39.71
2303	21/04/2021	6.16	15.64	19.47
2304	22/04/2021	14.78	17.81	16.87
2305	23/04/2021	11.19	16.72	41.33
2306	24/04/2021	11.97	21.25	41.83
2307	25/04/2021	12.58	27.2	49.84
2308	26/04/2021	11.13	22.59	37.05
2309	27/04/2021	17.38	25.87	36.47
2310	28/04/2021	23.07	26.18	44.53
2311	29/04/2021	31.42	39.81	43.61
2312	30/04/2021	26.22	39.53	48.23
2313	01/05/2021	24.46	41.53	47.44
2314	02/05/2021	18.61	35.77	49.93
2315	03/05/2021	13.05	34.57	31.77
2316	04/05/2021	6.38	9.24	6.14
2317	05/05/2021	9.19	5.34	3.87
2318	06/05/2021	4.5	7.74	14.03
2319	07/05/2021	9.54	10.91	25.86
2320	08/05/2021	13.54	30.65	33.06
2321	09/05/2021	12.62	30.93	34.32
2322	10/05/2021	11	31.1	20.41
2323	11/05/2021	5.98	22.5	11.61
2324	12/05/2021	9.04	18.1	20.14
2325	13/05/2021	9.63	23.43	19.6
2326	14/05/2021	6.56	16.62	12.71
2327	15/05/2021	44.21	14.43	36.26
2328	16/05/2021	25.6	22.29	38.16
2329	17/05/2021	30.33	20.63	23.22
2330	18/05/2021	14.57	31.04	32.82
2331	19/05/2021	19.49	37.6	54.1
2332	20/05/2021	22.06	38.92	55.53
2333	21/05/2021	14.97	32.97	54.05
2334	22/05/2021	18.33	58	71.43
2335	23/05/2021	13.75	52.56	69.39
2336	24/05/2021	9.23	22.2	33.33
2337	25/05/2021	10.28	25.94	33.52
2338	26/05/2021	8.71	8.51	39.87
2339	27/05/2021	15.16	11.54	37.59
2340	28/05/2021	8.19	6.83	23.32
2341	29/05/2021	12.49	15.47	14
2342	30/05/2021	15.02	65.38	57.37
2343	31/05/2021	18.19	64.42	62.56
2344	01/06/2021	15.43	41.27	43.87
2345	02/06/2021	12.04	29.87	24.92
2346	03/06/2021	14.71	25.39	43.17
2347	04/06/2021	8.64	24.61	30.41

2348	05/06/2021	11.97	26.63	24.59
2349	06/06/2021	11.67	11.49	19.75
2350	07/06/2021	14.46	33.89	32.98
2351	08/06/2021	10.05	30.82	32.46
2352	09/06/2021	9.11	11.05	6.91
2353	10/06/2021	3.74	10.25	10.51
2354	11/06/2021	7.74	14.28	17.69
2355	12/06/2021	11.7	12.62	9.12
2356	13/06/2021	10.5	9.31	14.77
2357	14/06/2021	17.32	35.44	27.95
2358	15/06/2021	14.64	36.37	35.77
2359	16/06/2021	13.53	36.45	41.98
2360	17/06/2021	4.49	6.55	8.62
2361	18/06/2021	6.74	12.69	16.75
2362	19/06/2021	7.79	15.36	7.12
2363	20/06/2021	6.67	26.97	20.07
2364	21/06/2021	10.46	37.27	38.44
2365	22/06/2021	13.19	29.85	49.7
2366	23/06/2021	13.87	28.75	34.37
2367	24/06/2021	6.31	13.1	11.53
2368	25/06/2021	6.13	10.71	9.04
2369	26/06/2021	6.6	8.96	9.83
2370	27/06/2021	9.51	25.14	27.12
2371	28/06/2021	15.05	27.1	45.5
2372	29/06/2021	9.25	28.57	53.41
2373	30/06/2021	11.52	19.64	25.77
2374	01/07/2021	15.22	23.64	31.53
2375	02/07/2021	7.91	11.08	10.97
2376	03/07/2021	8.5	8.08	12.23
2377	04/07/2021	6.64	11.54	9.98
2378	05/07/2021	11.02	21.49	35.18
2379	06/07/2021	8.11	40.45	34.75
2380	07/07/2021	11.12	58.07	43.78
2381	08/07/2021	14.93	59.87	56.84
2382	09/07/2021	15.76	58.49	58.04
2383	10/07/2021	14.06	28.82	27.1
2384	11/07/2021	12.13	47.03	46.77
2385	12/07/2021	14	48.18	52.57
2386	13/07/2021	11.96	24.37	30.03
2387	14/07/2021	9.93	14.86	17.56
2388	15/07/2021	9.2	18.38	20.99
2389	16/07/2021	4.05	5.38	9.31
2390	17/07/2021	7.22	7.92	18.12
2391	18/07/2021	9.04	10.58	23.27
2392	19/07/2021	7.14	16.19	16.96
2393	20/07/2021	3.86	8.11	36.39
2394	21/07/2021	10.91	40.61	53.36
2395	22/07/2021	13.15	49.33	57.4
2396	23/07/2021	10.05	47.86	63.35
2397	24/07/2021	7.98	4.84	12.42

2398	25/07/2021	6.77	8.58	9.38
2399	26/07/2021	14.28	8.11	11.4
2400	27/07/2021	7.04	14.26	13.22
2401	28/07/2021	10.57	7.36	16.6
2402	29/07/2021	8.93	14.45	28.03
2403	30/07/2021	16.11	32.88	30.3
2404	31/07/2021	19.61	40.24	37.09
2405	01/08/2021	13	45.14	27.7
2406	02/08/2021	10.34	37.44	37.13
2407	03/08/2021	8.27	13.14	17
2408	04/08/2021	5.78	7.98	11.12
2409	05/08/2021	6.45	7.15	17.45
2410	06/08/2021	8.53	14.51	14.35
2411	07/08/2021	11.86	25.31	41.81
2412	08/08/2021	12.04	27.07	49.6
2413	09/08/2021	13.54	38.54	41.65
2414	10/08/2021	13.07	42.66	54.06
2415	11/08/2021	11.16	38.77	40.63
2416	12/08/2021	7.12	6.1	19.17
2417	13/08/2021	11.76	23.94	57.93
2418	14/08/2021	12.6	38.94	46.98
2419	15/08/2021	14.61	31.64	51.64
2420	16/08/2021	10.84	17.53	8.71
2421	17/08/2021	7.48	26.27	28.89
2422	18/08/2021	10.58	22.31	37.59
2423	19/08/2021	16.77	54.97	44.69
2424	20/08/2021	16.1	56.09	50.44
2425	21/08/2021	18.17	37.27	55.41
2426	22/08/2021	19.43	46.08	43.77
2427	23/08/2021	11.77	24.61	18.3
2428	24/08/2021	4.52	4.91	11.15
2429	25/08/2021	6.64	10.46	8.07
2430	26/08/2021	7.24	20.37	9.1
2431	27/08/2021	12.65	11.78	9.01
2432	28/08/2021	16.22	13.75	39.92
2433	29/08/2021	9.68	27.83	36.45
2434	30/08/2021	10.83	14.58	15.38
2435	31/08/2021	14.88	17.39	29.41
2436	01/09/2021	9.72	22.48	25.82
2437	02/09/2021	16.21	19.69	22.81
2438	03/09/2021	14.26	24.94	25.73
2439	04/09/2021	8.04	16.02	9.21
2440	05/09/2021	2.97	10.4	14.6
2441	06/09/2021	8.56	25.47	37.14
2442	07/09/2021	10.26	15.7	27.86
2443	08/09/2021	7.67	9.72	23.78
2444	09/09/2021	9.88	10.72	27.09
2445	10/09/2021	8.59	17.42	10.04
2446	11/09/2021	10.45	17.44	14.16
2447	12/09/2021	9.01	20.12	15.27

2448	13/09/2021	10.01	15.17	14.45
2449	14/09/2021	8.04	9.95	26.15
2450	15/09/2021	7.36	15.7	25.51
2451	16/09/2021	7.33	12.52	10.72
2452	17/09/2021	11.91	14.28	9.24
2453	18/09/2021	10.5	11.52	15.89
2454	19/09/2021	6.38	14.59	13.42
2455	20/09/2021	8.21	13.29	12.45
2456	21/09/2021	5.03	18.88	18.79
2457	22/09/2021	8.71	22.69	17.49
2458	23/09/2021	5.7	11.28	17.04
2459	24/09/2021	8.53	9.69	8.43
2460	25/09/2021	9.63	14.18	13.51
2461	26/09/2021	6.08	8.13	29.16
2462	27/09/2021	11.6	22.64	33.11
2463	28/09/2021	10.19	23.25	17.55
2464	29/09/2021	11.57	15.78	18.87
2465	30/09/2021	7.5	11.93	14.9
2466	01/10/2021	10.22	24.5	8.31
2467	02/10/2021	9.61	7.82	16.35
2468	03/10/2021	10.51	15.85	13.89
2469	04/10/2021	8.16	20.78	12.23
2470	05/10/2021	7.27	12.9	11.72
2471	06/10/2021	9.29	10.98	13.78
2472	07/10/2021	9.78	11.38	7.77
2473	08/10/2021	12.66	21.96	13.34
2474	09/10/2021	15.44	26.06	27.49
2475	10/10/2021	12.35	22	22.51
2476	11/10/2021	4.52	8.55	6.42
2477	12/10/2021	7.05	13.88	10.89
2478	13/10/2021	6.49	9.92	6.47
2479	14/10/2021	3.64	11.16	18.03
2480	15/10/2021	6.23	10.89	8.25
2481	16/10/2021	4.93	12.68	10.97
2482	17/10/2021	7.61	8.95	10.31
2483	18/10/2021	9.83	18.27	12.33
2484	19/10/2021	7.5	9.41	37.19
2485	20/10/2021	6.01	10.6	15.21
2486	21/10/2021	8.24	NA	12.51
2487	22/10/2021	14.46	12.14	15.39
2488	23/10/2021	18.4	16.01	15.55
2489	24/10/2021	7.74	11.08	13.69
2490	25/10/2021	12.18	15.96	10.74
2491	26/10/2021	12.92	13.71	13.51
2492	27/10/2021	7.86	16.66	12.26
2493	28/10/2021	13.47	18.53	8.05
2494	29/10/2021	10.94	15.58	16.64
2495	30/10/2021	9.02	9.09	13.69
2496	31/10/2021	11.2	17.1	12.47
2497	01/11/2021	13.43	16.64	12.15

2498	02/11/2021	13.52	29.17	13.56
2499	03/11/2021	14.88	17.49	15.75
2500	04/11/2021	12.35	8.65	10.24
2501	05/11/2021	7.49	7.94	10.07
2502	06/11/2021	9.34	13.18	10.85
2503	07/11/2021	4.55	9.78	8.81
2504	08/11/2021	13.37	14.11	15.44
2505	09/11/2021	10.56	14.7	10.26
2506	10/11/2021	18.59	24.68	9.72
2507	11/11/2021	11.64	11.62	9.4
2508	12/11/2021	6.73	9.01	11.02
2509	13/11/2021	4.99	8.07	6.78
2510	14/11/2021	3.89	9.06	5.46
2511	15/11/2021	5.19	9.1	6.34
2512	16/11/2021	8.1	8.21	12.57
2513	17/11/2021	11.66	16.56	8.93
2514	18/11/2021	7.45	23.28	13.13
2515	19/11/2021	8.68	11.44	7.93
2516	20/11/2021	6.93	8.55	6.02
2517	21/11/2021	1.29	3.07	3.23
2518	22/11/2021	4.64	8.88	9.16
2519	23/11/2021	11.63	12.05	9.15
2520	24/11/2021	10.57	8.41	7.38
2521	25/11/2021	7.26	15.59	10
2522	26/11/2021	4.23	7.21	8.09
2523	27/11/2021	8.76	6.18	6.44
2524	28/11/2021	6.85	10.39	8.47
2525	29/11/2021	11.94	13.98	9.92
2526	30/11/2021	14.26	19	9.08
2527	01/12/2021	12.87	14.85	10.9
2528	02/12/2021	11.93	26.6	17.19
2529	03/12/2021	11.26	18.27	13.87
2530	04/12/2021	8.61	22.67	16.47
2531	05/12/2021	11.28	6.25	10.44
2532	06/12/2021	11.43	14.16	9.45
2533	07/12/2021	10.84	10.25	11.64
2534	08/12/2021	7.29	11.24	10.31
2535	09/12/2021	8.55	13.75	7.26
2536	10/12/2021	3.39	5.2	10.54
2537	11/12/2021	3.44	10.88	8.3
2538	12/12/2021	8.35	19.9	12.64
2539	13/12/2021	13.65	17.89	NA
2540	14/12/2021	20.2	21.36	NA
2541	15/12/2021	11.42	26.22	18.35
2542	16/12/2021	9.55	18.37	17.02
2543	17/12/2021	11.51	17.16	17.54
2544	18/12/2021	20.75	21.48	19.82
2545	19/12/2021	6.87	12.27	14.38
2546	20/12/2021	13.01	13.12	16.58
2547	21/12/2021	10.72	14.49	NA

2548	22/12/2021	23.34	26.94	13.48
2549	23/12/2021	9.27	25.31	10.38
2550	24/12/2021	10.56	19.06	17.21
2551	25/12/2021	12.86	21.28	12.45
2552	26/12/2021	10.11	11.5	17.93
2553	27/12/2021	4.48	6.53	8.94
2554	28/12/2021	4.78	6.69	10.02
2555	29/12/2021	10.8	18.08	9.75
2556	30/12/2021	9.93	15.01	11.16
2557	31/12/2021	8.82	19.33	18.23
2558	01/01/2022	11.44	32.19	21.28
2559	02/01/2022	15.37	22.59	13.64
2560	03/01/2022	14.42	29.04	17.28
2561	04/01/2022	8.14	11.2	15.49
2562	05/01/2022	8.77	13.89	9.99
2563	06/01/2022	6.08	11.03	9.19
2564	07/01/2022	5.11	7.74	9.13
2565	08/01/2022	17.78	24.21	20.51
2566	09/01/2022	10.22	13.24	13.09
2567	10/01/2022	13.92	23.42	16.23
2568	11/01/2022	12.7	12.76	16.45
2569	12/01/2022	NA	12.04	16.27
2570	13/01/2022	NA	11.24	13.16
2571	14/01/2022	8.32	18.88	14.13
2572	15/01/2022	12.2	20.44	22.62
2573	16/01/2022	9.95	NA	19.62
2574	17/01/2022	10.9	15.93	20.83
2575	18/01/2022	7.12	8.5	10.5
2576	19/01/2022	12.21	12.45	24.26
2577	20/01/2022	6.88	13.09	24.71
2578	21/01/2022	4.76	8.07	12.63
2579	22/01/2022	6.21	16.73	13.16
2580	23/01/2022	6.48	11.99	11.93
2581	24/01/2022	6.23	9.7	20.53
2582	25/01/2022	13.06	14.72	11.98
2583	26/01/2022	9.82	NA	16.77
2584	27/01/2022	10.36	NA	26.83
2585	28/01/2022	13.58	15.94	18.8
2586	29/01/2022	7.88	9.5	22.34
2587	30/01/2022	12.6	13.53	18.43
2588	31/01/2022	10.38	9.98	19.72
2589	01/02/2022	6.55	25.75	18.91
2590	02/02/2022	11.97	9.95	17.67
2591	03/02/2022	8.89	21.68	14.2
2592	04/02/2022	6.02	13.21	18.65
2593	05/02/2022	8.02	10.5	21.72
2594	06/02/2022	5.54	8.93	13.9
2595	07/02/2022	5.2	8.74	11.65
2596	08/02/2022	16.96	15.94	16.35
2597	09/02/2022	11.48	13.77	16.13

2598	10/02/2022	12.5	23.2	16.31
2599	11/02/2022	6.93	9.53	20.05
2600	12/02/2022	6.39	12.43	19.83
2601	13/02/2022	7.61	15.67	23.51
2602	14/02/2022	11.06	27.34	14.68
2603	15/02/2022	17.33	19.63	22.94
2604	16/02/2022	14.5	16.25	20.68
2605	17/02/2022	23.26	19.36	20.45
2606	18/02/2022	20.87	28.27	20.61
2607	19/02/2022	10	15.75	20.12
2608	20/02/2022	11.63	18.5	21.61
2609	21/02/2022	24.27	32.46	22.31
2610	22/02/2022	7.58	NA	21.49
2611	23/02/2022	7.68	NA	19.6
2612	24/02/2022	12.97	NA	11.15
2613	25/02/2022	5.9	9.01	11.19
2614	26/02/2022	4.6	6.39	16.38
2615	27/02/2022	5.05	6.8	15.58
2616	28/02/2022	6.92	14.24	23.33
2617	01/03/2022	7.54	9.26	11.83
2618	02/03/2022	3.78	11.86	12.12
2619	03/03/2022	12.51	NA	19.92
2620	04/03/2022	7.7	NA	23.41
2621	05/03/2022	4.51	16.92	13.19
2622	06/03/2022	8.08	7.52	15.2
2623	07/03/2022	3.03	6.08	11.22
2624	08/03/2022	4.59	6.75	22.01
2625	09/03/2022	7.75	7.17	12.34
2626	10/03/2022	7.3	6.94	11.89
2627	11/03/2022	12.2	18.98	12.81
2628	12/03/2022	9.72	13.35	24.54
2629	13/03/2022	8.8	10.65	14.12
2630	14/03/2022	7.22	13.73	8.67
2631	15/03/2022	7.42	8.24	18.98
2632	16/03/2022	6.77	11.09	12.68
2633	17/03/2022	8.57	16.44	21.6
2634	18/03/2022	15.57	17.99	17.69
2635	19/03/2022	7.74	14.17	23.04
2636	20/03/2022	15.3	11.31	21.54
2637	21/03/2022	13.13	14.76	25
2638	22/03/2022	19.11	28.21	17.78
2639	23/03/2022	15.87	17.55	18.84
2640	24/03/2022	8.72	15.31	23.25
2641	25/03/2022	5.92	5.8	17.92
2642	26/03/2022	6.44	11.35	21.76
2643	27/03/2022	7.47	11.31	14.38
2644	28/03/2022	9.04	10.44	14.9
2645	29/03/2022	12.76	15.95	15.28
2646	30/03/2022	21.25	11.62	21.82
2647	31/03/2022	9.31	18.38	16.15

2648	01/04/2022	4.89	8.75	19.55
2649	02/04/2022	12.57	14.16	15.6
2650	03/04/2022	12.07	6.81	15.47
2651	04/04/2022	9.95	13.01	16.5
2652	05/04/2022	18.2	17.75	17.47
2653	06/04/2022	6.81	7.45	16.58
2654	07/04/2022	7.15	13.47	13.03
2655	08/04/2022	3.04	5.78	15.01
2656	09/04/2022	2.76	6.98	14.74
2657	10/04/2022	10.22	15.87	17.61
2658	11/04/2022	18.49	13.09	22.67
2659	12/04/2022	5.84	7.9	10.7
2660	13/04/2022	8.38	9.25	16.3
2661	14/04/2022	8.17	18.97	23.42
2662	15/04/2022	12.98	23.04	26.42
2663	16/04/2022	14.22	25.1	19.95
2664	17/04/2022	13.33	34.54	28.17
2665	18/04/2022	16.81	54.04	26.21
2666	19/04/2022	11.23	18.78	20.45
2667	20/04/2022	10.94	31.34	24.74
2668	21/04/2022	NA	8.85	18.38
2669	22/04/2022	NA	16.73	11.13
2670	23/04/2022	NA	25.16	29.78
2671	24/04/2022	7	11.83	17.66
2672	25/04/2022	NA	11.07	21.48
2673	26/04/2022	5.89	18.23	18.84
2674	27/04/2022	8.69	15.39	12.33
2675	28/04/2022	8.76	15.4	15.04
2676	29/04/2022	14.1	13.73	18.73
2677	30/04/2022	10.29	13.43	25.1
2678	01/05/2022	13	26.58	20.56
2679	02/05/2022	12.81	30.44	NA
2680	03/05/2022	17.16	33.46	NA
2681	04/05/2022	12.52	20.21	NA
2682	05/05/2022	5.52	22.73	NA
2683	06/05/2022	12.8	25.42	NA
2684	07/05/2022	8.27	15.01	NA
2685	08/05/2022	13.89	25.34	NA
2686	09/05/2022	14.84	27.2	NA
2687	10/05/2022	7.48	8.7	32.97
2688	11/05/2022	5.23	9.45	12.3
2689	12/05/2022	5.35	8.25	14.53
2690	13/05/2022	9.88	16.81	22.36
2691	14/05/2022	9.28	8.57	18.79
2692	15/05/2022	6.63	20.42	12.54
2693	16/05/2022	4.51	6.85	15.87
2694	17/05/2022	9.7	10.85	13.92
2695	18/05/2022	6.98	9.97	22.8
2696	19/05/2022	12.97	32.83	28.23
2697	20/05/2022	11.96	13.64	21.57

2698	21/05/2022	7.9	25.71	23.66
2699	22/05/2022	8.67	27.08	26.46
2700	23/05/2022	9.53	17.68	17.84
2701	24/05/2022	7.05	19.78	29.02
2702	25/05/2022	6.95	26.83	23.39
2703	26/05/2022	11.43	26.65	28.46
2704	27/05/2022	8.92	31.4	19.7
2705	28/05/2022	8.89	15.64	35.01
2706	29/05/2022	13.23	15.94	41
2707	30/05/2022	8.07	11.64	19.76
2708	31/05/2022	5.38	6.65	8.62
2709	01/06/2022	6.37	15.3	24.58
2710	02/06/2022	NA	29.79	33.23
2711	03/06/2022	NA	34.72	33.98
2712	04/06/2022	11.85	16.2	17.68
2713	05/06/2022	2.44	7.78	5.33
2714	06/06/2022	5.94	13.56	11.14
2715	07/06/2022	7.62	12.22	13.23
2716	08/06/2022	7.55	13.24	10.91
2717	09/06/2022	4.54	9.94	11.91
2718	10/06/2022	9.71	11.34	21.97
2719	11/06/2022	6.54	12.27	NA
2720	12/06/2022	8.29	10.46	NA
2721	13/06/2022	8.84	17.5	NA
2722	14/06/2022	8.92	29.88	NA
2723	15/06/2022	12.76	19.89	35.54
2724	16/06/2022	7.99	18.64	18.2
2725	17/06/2022	6.18	17.37	42.4
2726	18/06/2022	12.55	65.13	68.36
2727	19/06/2022	10.46	61.99	67.1
2728	20/06/2022	15.12	36.92	39
2729	21/06/2022	12.56	39.96	48.5
2730	22/06/2022	12.11	16.54	34.69
2731	23/06/2022	10.69	6.9	25.09
2732	24/06/2022	6.93	12.8	17.78
2733	25/06/2022	9.31	18.57	24.51
2734	26/06/2022	10.64	20.72	28.79
2735	27/06/2022	11.51	31.75	33.9
2736	28/06/2022	11.53	44.04	46.38
2737	29/06/2022	13.55	41.7	47.71
2738	30/06/2022	13.84	22.69	32.64
2739	01/07/2022	11.16	24.74	33
2740	02/07/2022	4.56	9.22	4.93
2741	03/07/2022	7	11.89	11.89
2742	04/07/2022	8.17	14.25	20.36
2743	05/07/2022	5.56	9.86	8.02
2744	06/07/2022	4.4	21.34	12.52
2745	07/07/2022	9.45	27.69	18.1
2746	08/07/2022	6.55	17.66	27.93
2747	09/07/2022	9.93	25.65	24.94

2748	10/07/2022	7.34	19.85	21
2749	11/07/2022	11.28	31.87	40.57
2750	12/07/2022	10.29	51.17	42.4
2751	13/07/2022	12.1	32.77	20.17
2752	14/07/2022	9.34	38.52	20.55
2753	15/07/2022	11.91	40.3	28.69
2754	16/07/2022	14.3	25.95	45.68
2755	17/07/2022	6.72	8.96	9.39
2756	18/07/2022	6.78	13.44	14.14
2757	19/07/2022	8.97	13.45	12.79
2758	20/07/2022	5.25	9.03	13.48
2759	21/07/2022	8.76	11.8	19.13
2760	22/07/2022	5.69	16.9	11.63
2761	23/07/2022	8.36	48.99	36.13
2762	24/07/2022	11.53	43.62	38.32
2763	25/07/2022	11.67	34.41	46.08
2764	26/07/2022	11.79	32.21	35.42
2765	27/07/2022	8.97	13.93	14.71
2766	28/07/2022	7.07	15.08	13.41
2767	29/07/2022	7.97	24.64	18.71
2768	30/07/2022	13.47	56.1	47.36
2769	31/07/2022	12.28	55.32	57.06
2770	01/08/2022	13.68	11.1	11.07
2771	02/08/2022	14.17	29.02	30.51
2772	03/08/2022	9.55	28.11	22.49
2773	04/08/2022	8	23.05	10.19
2774	05/08/2022	7.74	14.85	15.21
2775	06/08/2022	5.88	10.86	8.56
2776	07/08/2022	11.48	25.61	33.15
2777	08/08/2022	7.33	23.1	19.65
2778	09/08/2022	7.69	29.13	18.26
2779	10/08/2022	12.17	21.41	20.57
2780	11/08/2022	15.41	24.5	38.75
2781	12/08/2022	9.95	19.79	19.96
2782	13/08/2022	12.56	22.24	22.19
2783	14/08/2022	6.3	15.52	9.61
2784	15/08/2022	8.68	12.14	8.77
2785	16/08/2022	9.92	20.12	15.64
2786	17/08/2022	7.53	17.06	20.71
2787	18/08/2022	8.67	11.75	15.72
2788	19/08/2022	7.05	11.83	8.11
2789	20/08/2022	9.26	19.27	11.69
2790	21/08/2022	6.67	16.82	9.73
2791	22/08/2022	8.4	9.69	17.69
2792	23/08/2022	13.05	28.1	28.06
2793	24/08/2022	13.75	36.59	33.66
2794	25/08/2022	6.51	23.53	17.64
2795	26/08/2022	9.18	21.55	25.31
2796	27/08/2022	9.26	22.91	34.08
2797	28/08/2022	16.6	32.41	23.09

2798	29/08/2022	15.06	28.78	33.04
2799	30/08/2022	7.1	17.65	14.72
2800	31/08/2022	8.17	23.94	19.83
2801	01/09/2022	11.8	23.8	21.57
2802	02/09/2022	12.41	18.91	25.97
2803	03/09/2022	5.67	16.38	13.19
2804	04/09/2022	5.99	16.45	27.89
2805	05/09/2022	10.51	48.67	22.06
2806	06/09/2022	5.71	14.81	10.71
2807	07/09/2022	6.72	13.59	17.5
2808	08/09/2022	10.82	15.39	19.12
2809	09/09/2022	9.44	19.04	14.16
2810	10/09/2022	4.01	16.35	14.88
2811	11/09/2022	8.7	13.31	15.11
2812	12/09/2022	6.15	13	16.6
2813	13/09/2022	9.85	28.61	25.99
2814	14/09/2022	9.59	17.12	25.2
2815	15/09/2022	8.09	17.18	16.08
2816	16/09/2022	7.05	9.14	16.26
2817	17/09/2022	6.33	15.88	11.32
2818	18/09/2022	7.85	14.36	13.16
2819	19/09/2022	7.92	15.24	14.81
2820	20/09/2022	13.4	27.96	30.11
2821	21/09/2022	13.69	28.03	29.62
2822	22/09/2022	8.68	14.45	15.29
2823	23/09/2022	6.72	13.99	19.56
2824	24/09/2022	11.53	18.5	18.76
2825	25/09/2022	11.08	14.68	25.24
2826	26/09/2022	9.59	16.76	16.74
2827	27/09/2022	9.76	19.87	16
2828	28/09/2022	6.47	18.93	12.6
2829	29/09/2022	6.99	11.82	13.43
2830	30/09/2022	7.16	12.01	19.05

OCSE_monthly averages 2015-2022

	Date	Civic.PM2.5	Florey.PM2.5	Monash.PM2.5
1	01/01/2015	NA	3.15	NA
2	01/02/2015	NA	3.64	NA
3	01/03/2015	NA	7.65	NA
4	01/04/2015	NA	6.47	NA
5	01/05/2015	NA	8.90	NA
6	01/06/2015	NA	13.34	15.60
7	01/07/2015	6.36	11.63	10.36
8	01/08/2015	5.03	6.42	8.32
9	01/09/2015	5.53	5.62	6.83
10	01/10/2015	6.49	4.91	5.39
11	01/11/2015	5.13	3.32	4.25
12	01/12/2015	6.14	4.81	5.25
13	01/01/2016	6.11	4.92	5.19
14	01/02/2016	NA	5.50	5.59
15	01/03/2016	6.91	6.08	6.43
16	01/04/2016	8.92	8.97	13.31
17	01/05/2016	7.10	9.08	9.54
18	01/06/2016	4.57	8.79	9.96
19	01/07/2016	3.93	6.95	8.67
20	01/08/2016	5.07	9.75	8.61
21	01/09/2016	3.78	6.62	5.45
22	01/10/2016	3.63	5.40	3.91
23	01/11/2016	4.66	6.02	4.80
24	01/12/2016	5.83	7.07	5.37
25	01/01/2017	5.41	7.00	5.06
26	01/02/2017	4.72	6.03	4.97
27	01/03/2017	4.15	3.94	3.49
28	01/04/2017	NA	6.36	7.14
29	01/05/2017	10.35	11.79	14.06
30	01/06/2017	8.89	13.83	17.97
31	01/07/2017	6.50	10.40	13.14
32	01/08/2017	5.99	7.09	7.16
33	01/09/2017	5.13	6.90	6.46
34	01/10/2017	5.38	4.96	4.81
35	01/11/2017	4.75	4.59	4.06
36	01/12/2017	5.13	4.91	4.48
37	01/01/2018	6.59	6.00	5.70
38	01/02/2018	5.43	4.75	4.30
39	01/03/2018	6.00	5.69	5.17
40	01/04/2018	9.75	9.98	8.88
41	01/05/2018	7.89	9.95	11.34
42	01/06/2018	5.36	8.98	8.86
43	01/07/2018	7.81	10.66	12.35
44	01/08/2018	5.65	7.34	7.42
45	01/09/2018	5.33	5.99	5.76
46	01/10/2018	4.74	4.44	3.91
47	01/11/2018	5.19	4.86	3.54

48	01/12/2018	7.74	7.25	5.88
49	01/01/2019	8.60	8.96	6.43
50	01/02/2019	7.54	7.21	5.74
51	01/03/2019	7.76	6.96	5.78
52	01/04/2019	7.04	8.17	7.20
53	01/05/2019	7.43	11.21	12.45
54	01/06/2019	6.02	11.44	12.90
55	01/07/2019	5.58	8.51	10.90
56	01/08/2019	5.32	7.15	8.69
57	01/09/2019	4.95	6.57	7.42
58	01/10/2019	5.57	6.43	5.77
59	01/11/2019	11.17	11.55	13.06
60	01/12/2019	72.34	85.49	73.66
61	01/01/2020	105.56	116.83	129.60
62	01/02/2020	8.15	9.52	8.04
63	01/03/2020	3.93	4.24	3.91
64	01/04/2020	5.54	7.19	6.90
65	01/05/2020	5.30	10.59	11.18
66	01/06/2020	5.99	12.77	14.56
67	01/07/2020	6.19	11.95	11.16
68	01/08/2020	5.10	7.74	8.42
69	01/09/2020	5.30	7.85	6.34
70	01/10/2020	4.36	4.67	4.42
71	01/11/2020	5.46	5.69	5.06
72	01/12/2020	3.99	4.23	3.86
73	01/01/2021	4.15	4.61	4.55
74	01/02/2021	4.31	4.29	4.31
75	01/03/2021	4.40	4.47	4.86
76	01/04/2021	8.85	9.99	10.98
77	01/05/2021	6.38	9.23	11.89
78	01/06/2021	5.17	7.38	8.50
79	01/07/2021	4.98	8.21	9.40
80	01/08/2021	5.16	8.27	10.28
81	01/09/2021	4.49	5.05	6.10
82	01/10/2021	3.83	4.33	3.87
83	01/11/2021	3.47	3.44	3.24
84	01/12/2021	3.93	3.95	3.96
85	01/01/2022	3.81	4.54	4.70
86	01/02/2022	3.98	4.11	4.25
87	01/03/2022	3.51	3.56	3.85
88	01/04/2022	4.11	4.87	4.30
89	01/05/2022	4.58	5.99	6.02
90	01/06/2022	4.67	6.51	8.78
91	01/07/2022	4.63	8.38	7.65
92	01/08/2022	4.68	6.10	5.96
93	01/09/2022	4.39	4.70	5.12

OCSE_monthly_aveofmax 2015-2022

	Date	Civic.PM2.5	Florey.PM2.5	Monash.PM2.5
1	01/01/2015	NA	16.06	NA
2	01/02/2015	NA	15.09	NA
3	01/03/2015	NA	23.51	NA
4	01/04/2015	NA	23.86	NA
5	01/05/2015	NA	28.39	NA
6	01/06/2015	NA	40.82	45.95
7	01/07/2015	17.07	44.54	28.58
8	01/08/2015	13.44	19.94	23.45
9	01/09/2015	14.68	17.25	18.96
10	01/10/2015	13.46	13.06	12.40
11	01/11/2015	12.38	13.09	11.07
12	01/12/2015	13.26	13.48	13.07
13	01/01/2016	13.27	11.87	12.66
14	01/02/2016	NA	16.77	13.97
15	01/03/2016	15.21	15.48	16.85
16	01/04/2016	20.77	20.58	37.09
17	01/05/2016	18.17	23.42	26.05
18	01/06/2016	13.97	28.13	28.57
19	01/07/2016	12.19	22.58	26.62
20	01/08/2016	13.57	26.87	24.67
21	01/09/2016	11.54	23.76	19.29
22	01/10/2016	11.25	20.77	13.10
23	01/11/2016	10.84	19.94	19.55
24	01/12/2016	13.72	21.46	14.64
25	01/01/2017	13.03	21.42	16.05
26	01/02/2017	12.54	26.05	15.77
27	01/03/2017	13.47	16.76	12.24
28	01/04/2017	NA	19.39	20.64
29	01/05/2017	30.21	33.40	38.51
30	01/06/2017	21.86	36.12	49.97
31	01/07/2017	17.52	30.89	40.96
32	01/08/2017	19.67	22.60	22.88
33	01/09/2017	20.13	29.40	20.54
34	01/10/2017	14.30	14.90	13.80
35	01/11/2017	NA	15.26	13.46
36	01/12/2017	15.47	15.22	14.39
37	01/01/2018	17.57	16.37	16.30
38	01/02/2018	17.07	13.52	14.23
39	01/03/2018	20.08	16.46	15.41
40	01/04/2018	22.81	21.35	20.74
41	01/05/2018	22.05	27.38	33.35
42	01/06/2018	22.01	28.55	30.19
43	01/07/2018	24.34	32.03	34.43
44	01/08/2018	22.91	24.85	24.99
45	01/09/2018	18.57	19.11	16.97
46	01/10/2018	19.03	12.25	11.06
47	01/11/2018	13.31	17.43	10.10

48	01/12/2018	20.39	18.66	13.82
49	01/01/2019	20.74	21.62	14.84
50	01/02/2019	19.13	19.47	16.17
51	01/03/2019	NA	19.55	15.28
52	01/04/2019	16.04	18.65	15.58
53	01/05/2019	18.59	28.04	32.14
54	01/06/2019	19.35	30.97	38.42
55	01/07/2019	19.17	26.40	29.52
56	01/08/2019	18.06	22.66	25.23
57	01/09/2019	17.65	20.87	20.96
58	01/10/2019	15.51	17.31	13.94
59	01/11/2019	32.92	36.33	27.96
60	01/12/2019	230.66	247.46	222.05
61	01/01/2020	254.62	308.84	302.84
62	01/02/2020	21.59	32.31	26.85
63	01/03/2020	8.76	14.75	11.55
64	01/04/2020	11.21	21.33	19.78
65	01/05/2020	12.40	35.50	36.57
66	01/06/2020	12.34	36.92	45.19
67	01/07/2020	12.47	36.32	37.16
68	01/08/2020	11.30	22.49	30.26
69	01/09/2020	10.29	22.31	19.62
70	01/10/2020	9.81	19.63	12.01
71	01/11/2020	11.55	15.57	12.92
72	01/12/2020	10.32	14.67	11.78
73	01/01/2021	9.45	14.26	13.56
74	01/02/2021	10.21	14.73	13.87
75	01/03/2021	9.75	16.85	13.14
76	01/04/2021	16.14	22.33	26.23
77	01/05/2021	14.67	27.33	34.43
78	01/06/2021	10.49	22.68	25.80
79	01/07/2021	10.55	25.52	29.84
80	01/08/2021	11.42	25.95	31.44
81	01/09/2021	9.00	15.85	19.01
82	01/10/2021	9.53	14.48	13.81
83	01/11/2021	9.16	12.53	9.51
84	01/12/2021	10.71	16.33	13.29
85	01/01/2022	10.10	15.14	16.82
86	01/02/2022	10.63	16.13	18.25
87	01/03/2022	9.52	12.73	17.29
88	01/04/2022	10.11	16.53	18.97
89	01/05/2022	9.57	19.28	NA
90	01/06/2022	9.51	23.66	30.56
91	01/07/2022	8.99	25.83	24.79
92	01/08/2022	9.90	21.05	19.92
93	01/09/2022	8.66	18.14	18.60

OCSE_daily averages 2015-2022

Date	Civic PM2.5	Florey PM2.5	Monash PM2.5
01/01/2019	9.52	8.19	5.29
02/01/2019	9.47	10.83	9.61
03/01/2019	8.56	9.23	6.9
04/01/2019	11.34		9.23
05/01/2019	10.43	7.01	10.08
06/01/2019	4.98	3.5	4.59
07/01/2019	5.58	5.33	4.96
08/01/2019	8.41		5.03
09/01/2019	2.2	5.86	2.73
10/01/2019	2.24	4.03	0.34
11/01/2019	4.67	6.14	4.25
12/01/2019	5.7	5.44	2.43
13/01/2019	7.62	6.79	6.55
14/01/2019	8.57	10.76	7.01
15/01/2019	11.35	1.91	6.58
16/01/2019	13.34	12.28	7.97
17/01/2019	14.83	17.25	10.62
18/01/2019	12.15	13.81	9.04
19/01/2019	9.71	9.47	7.59
20/01/2019	2.91	5.39	2.45
21/01/2019	5.14	6.44	4.01
22/01/2019	7.12	7.89	5.17
23/01/2019	12.16	9.33	7.79
24/01/2019	10.48	10.45	7.08
25/01/2019	10.5	14.79	8.07
26/01/2019	13.86	11.12	10.99
27/01/2019	5.07	5.06	2.56
28/01/2019	7.92	8.87	6.99
29/01/2019	9.76	9.98	5.56
30/01/2019	7.73	9.13	5.69
31/01/2019	12.29	12.69	10.38
01/02/2019	3.05	3.15	1.81
02/02/2019	1.56	1.13	2.02
03/02/2019	5.46	4.31	3.44
04/02/2019	7.06	6.04	4.2
05/02/2019	7.46	5.6	5.26
06/02/2019	3.55	3.98	3.42
07/02/2019	4.56	3.29	2.96
08/02/2019		5.6	3.59
09/02/2019	3.63	4.92	2.48
10/02/2019	4.89	5.66	3.24
11/02/2019	4.09	6.12	3.78
12/02/2019	30.27	31.61	21.62
13/02/2019	6.77	5.63	4.4
14/02/2019	7.27	5.9	4.88
15/02/2019	8.35	6.5	6.21
16/02/2019	4.96	4.86	4.12

17/02/2019	6.46	5.36	5.36
18/02/2019	13.77	12.67	11.13
19/02/2019	10	6.96	8.66
20/02/2019	5.56	7.03	4.62
21/02/2019	4.43	3.93	3.25
22/02/2019	6.52	5.71	3.78
23/02/2019	4.56	4.74	4.5
24/02/2019	7.01	6.45	4.7
25/02/2019	5.78	8.54	5.23
26/02/2019	11.74	10.82	9.53
27/02/2019	12.44	11.55	10.48
28/02/2019	12.47	10.4	11.1
01/03/2019	8.86	6.45	7.64
02/03/2019	6.52	6.59	3.9
03/03/2019	5.74	8.22	4.75
04/03/2019	16.52	15.25	14.54
05/03/2019	20.07	18.61	9.61
06/03/2019	8.57	7.9	7.94
07/03/2019	24.11	24.78	21.04
08/03/2019	9.14	9.04	7.53
09/03/2019	7.53	7.32	6.27
10/03/2019	6.28	5.56	6.41
11/03/2019	4.72	3.65	3.69
12/03/2019	4.72	5.33	4.88
13/03/2019	7.97	6.57	6.33
14/03/2019	9.29	9.86	7.42
15/03/2019	10.36	9.31	7.89
16/03/2019	4.62	4.48	0.98
17/03/2019	2.46	3.11	1.61
18/03/2019	3.44	2.54	1.89
19/03/2019	2.32	0.77	2.01
20/03/2019	3.5	2.42	2.59
21/03/2019	2.73	2.27	1.2
22/03/2019	2.53	2.45	3.35
23/03/2019	6.08	6.5	5.36
24/03/2019	11.13	5.61	5.15
25/03/2019		3.23	3.17
26/03/2019		6.52	3.03
27/03/2019		6.32	5.55
28/03/2019		9.53	9.53
29/03/2019		6.69	8.23
30/03/2019		3.93	0.67
31/03/2019		5.02	3.18
01/04/2019		3.19	5.27
02/04/2019	3.01	3.7	4.22
03/04/2019		5.29	4.1
04/04/2019		3.12	3.24
05/04/2019	3.18	3.56	2.45
06/04/2019	6.43	7.97	6.24
07/04/2019	8.37	6.27	6.63

08/04/2019	6.55	5.96	4.16
09/04/2019	4.47	5.94	3.42
10/04/2019	3.26	3.83	2.82
11/04/2019	3.28	4.57	6.45
12/04/2019	13.09	14.32	8.94
13/04/2019	14.57	18.84	17.32
14/04/2019	9.67	13.2	12.4
15/04/2019	7.16	9.36	8.83
16/04/2019	6.23	8.11	6.2
17/04/2019	6.81	7.98	8.15
18/04/2019	5.58	9.26	8.53
19/04/2019	7.9	7.15	9.1
20/04/2019	7.54	10.86	11.07
21/04/2019	9.37	10.02	8.59
22/04/2019	4.33	7.47	5.03
23/04/2019	3.2	4.21	3.64
24/04/2019	7.45	6.51	5.66
25/04/2019	5.81	6.43	5.95
26/04/2019	5.15	5.5	2.73
27/04/2019	4.97	6.51	3.09
28/04/2019	7.36	8.25	8.37
29/04/2019	8.62	16.27	13.78
30/04/2019	19.67	21.48	18.87
01/05/2019	8.51	11.65	12.35
02/05/2019	6.72	9.47	9.1
03/05/2019	4.14	4.61	3.38
04/05/2019	4.3	4.37	2.38
05/05/2019	0.32	4.18	1.01
06/05/2019	5.78	8.09	5.38
07/05/2019	12.24	14.4	15.04
08/05/2019	4.6	6.29	8.41
09/05/2019	7.88	9.29	10.03
10/05/2019	5.34	7.2	8.06
11/05/2019	4.62	7.69	8.21
12/05/2019	11.06	14.87	23.8
13/05/2019	8.82	13.66	15.27
14/05/2019	11.45	14.77	17.53
15/05/2019	12.96	21.42	22.69
16/05/2019	12.39		18.86
17/05/2019	11.83	18.5	23.39
18/05/2019	12.4	25.32	31.67
19/05/2019	13.57	23.1	26.46
20/05/2019	12.03	21.69	22.53
21/05/2019	8.86	11.58	10.13
22/05/2019	6.76		13.52
23/05/2019	9.05		11.7
24/05/2019	8.53	14.55	19.76
25/05/2019	6.74	13.71	16.56
26/05/2019	2.15	3.38	2.33
27/05/2019	1.33	2.88	2.01

28/05/2019	2.01	3.53	3.38
29/05/2019	1.86	3.22	1.36
30/05/2019	2.94	4.7	4.8
31/05/2019	7.73	8.98	13.75
01/06/2019	5.22	12.3	9.07
02/06/2019	9	20.22	12.86
03/06/2019	4.89	5.83	10.56
04/06/2019	1.04	2.23	1.64
05/06/2019	4.52	8.46	8.98
06/06/2019	10.31	17.56	21.25
07/06/2019	8.68	20.46	17.56
08/06/2019	8.26	18.44	24.38
09/06/2019	7.45	10.91	20.38
10/06/2019	4.44	5.99	7.8
11/06/2019	6.55	10.58	14.27
12/06/2019	5.85	14.42	17.04
13/06/2019	2.62	3.29	5.29
14/06/2019	5.79	8.28	13.34
15/06/2019	7.82	15.94	21.33
16/06/2019	9.19	14.23	20.08
17/06/2019	5.62	11.56	6.47
18/06/2019	5.33	9.37	9.03
19/06/2019	8.34	10.63	10.31
20/06/2019	8.8	16.35	9.01
21/06/2019	6.56	14.12	12.04
22/06/2019	4.68	13.86	6.93
23/06/2019	2.69	4.03	2.97
24/06/2019	3.54	5.17	3.62
25/06/2019	6.8	10.03	12.58
26/06/2019	6.08	13.42	13.78
27/06/2019	5.06	13.27	21.46
28/06/2019	7.95	17.17	24.87
29/06/2019	2.45	11.37	22.82
30/06/2019	2.04	2.77	3.66
01/07/2019	6.33	9.38	18.31
02/07/2019	7.62	14.9	23.02
03/07/2019	5.77	12.17	15.33
04/07/2019	7.22	13.87	17.7
05/07/2019	3.72	4.55	12.38
06/07/2019	5.85	9.67	17.12
07/07/2019	4.75	18.09	20.4
08/07/2019	4.12	7.28	8.05
09/07/2019	2.88	5.1	10.22
10/07/2019	2.22	2.52	5.01
11/07/2019	2.52	2.73	1.16
12/07/2019	2.95	2.26	2.72
13/07/2019	3.4	2.08	2.52
14/07/2019	2.33	1.62	1.24
15/07/2019	3.96	3.79	3.58
16/07/2019	2.45	2.43	5.49

17/07/2019	3.24	2.07	2.47
18/07/2019	4.57	3.72	2.08
19/07/2019	4.8	7.45	7.81
20/07/2019	7.52	10.06	13.63
21/07/2019	13.28	19.61	21.13
22/07/2019	11.41	14.92	13.38
23/07/2019	5.03	6.42	6.73
24/07/2019	5.28	4.15	4.57
25/07/2019	9.28	12.3	15.57
26/07/2019	7.5	18.06	22.58
27/07/2019	5.8	10.9	14.06
28/07/2019	7.19	13.6	16.11
29/07/2019	5.41	7.56	14.47
30/07/2019	5.59	9.17	7.26
31/07/2019	7.19	12.63	8.64
01/08/2019	6.48	14.24	16.31
02/08/2019	7.88	10.25	14.15
03/08/2019	8.23	9.14	11.31
04/08/2019	7.96	10.77	10.85
05/08/2019	9.99	13.48	18.31
06/08/2019	8.33	9.04	9.59
07/08/2019	10.83	14	17.04
08/08/2019	3.02	8.41	12.53
09/08/2019	2.3	2.26	3.04
10/08/2019	2.34	1.37	1.95
11/08/2019	2.9	2.23	1.44
12/08/2019	4.67	6.11	7.08
13/08/2019	8.26	6.2	11.29
14/08/2019	5.86	13.45	18.84
15/08/2019	2.93	5.24	9.35
16/08/2019	7.21	6.93	10.53
17/08/2019	1.43	6.39	6.86
18/08/2019	6.52	10.19	14.52
19/08/2019	2.5	1.4	2.8
20/08/2019	2.66	2.28	2.43
21/08/2019	1.66	0.3	0.83
22/08/2019	3.92	2.05	2.24
23/08/2019	7.88	9.11	10.15
24/08/2019	8.11	11.58	17.48
25/08/2019	3.73	8.06	6.06
26/08/2019	5.4	5.64	8.7
27/08/2019	6.25	7.82	6.59
28/08/2019	4.77	6.52	0.9
29/08/2019	3.13	3.32	0.89
30/08/2019	1.86	2.01	-0.11
31/08/2019	5.22	10.91	6.02
01/09/2019	7.08	16.27	13.62
02/09/2019	2.54	4.93	6.63
03/09/2019	5.69	6.17	7.22
04/09/2019	3.74	8.73	

05/09/2019	2.77	6.48	6.03
06/09/2019	3.07	5.07	7.74
07/09/2019	0.95	0.86	2.06
08/09/2019	1.98	2.23	2.79
09/09/2019	0.58	2.85	2.81
10/09/2019	4.59	5.66	5.02
11/09/2019	5.64	7.66	9.09
12/09/2019	-0.26	8.33	11.14
13/09/2019	1.92	7.34	8.66
14/09/2019	5.36	6.33	7.87
15/09/2019	5.55	7.99	10.03
16/09/2019	2.91	4.24	4.06
17/09/2019	2.02	2.14	4.74
18/09/2019	1.14	3.51	4.89
19/09/2019	3.72	4.67	4.96
20/09/2019	6.29	7.11	7.83
21/09/2019	30.7	31.43	27.79
22/09/2019	5.07	5.33	4.18
23/09/2019	4.53	5.29	8.28
24/09/2019	4.28	4.16	7.44
25/09/2019	3.59	6.22	6.34
26/09/2019	5.79	6.21	6.19
27/09/2019	5.46	4.59	7.51
28/09/2019	3.94	5.08	4.26
29/09/2019	4.7	5.1	7.14
30/09/2019	4.91	5.45	4.55
01/10/2019	4.79	5.67	5.55
02/10/2019	6.95	8.95	9.77
03/10/2019	8.9	11.7	10.29
04/10/2019	8.06	7.5	8.61
05/10/2019	3.86	3.7	4.36
06/10/2019	9.33	7.96	7.52
07/10/2019	4.01	4.46	4.7
08/10/2019	4.27	4.6	3.51
09/10/2019	3.46	7.23	4.89
10/10/2019	2.37	3.39	4.47
11/10/2019	1.69	1.68	0.43
12/10/2019	2.4	2.32	1.21
13/10/2019	3.9	2.51	2.68
14/10/2019	3.31	4.14	4.17
15/10/2019	6.34	5.96	5.52
16/10/2019	2.93	4.25	6.19
17/10/2019	4.28	3.23	2.17
18/10/2019	2.59	3.18	3.14
19/10/2019	3.05	5.06	3.97
20/10/2019	3.46	5.54	4.22
21/10/2019	3.49	5.43	4.54
22/10/2019	4.05	5.13	6.24
23/10/2019	8.69	8.95	6.29
24/10/2019	7.28	7.67	6.07

25/10/2019	10.89	16.61	14.03
26/10/2019	11.35	10.1	9.03
27/10/2019	4.32	4.66	3.34
28/10/2019		4.01	5.44
29/10/2019		9.67	8.26
30/10/2019	8.24	11.43	8.46
31/10/2019	12.9	12.39	9.9
01/11/2019	18.97	20.17	19.9
02/11/2019	19.96	19.94	22.86
03/11/2019	9.97	15.74	11.76
04/11/2019	6.05	3.53	3.5
05/11/2019	2.95	3.27	4.06
06/11/2019	4.58	4.09	4.09
07/11/2019	6.22	8.58	7.5
08/11/2019	7.05	8.61	7.28
09/11/2019	2.47	2.8	2.81
10/11/2019	2.13	3.9	2.89
11/11/2019	3.89	3.69	3.2
12/11/2019	4.3	5.11	4.49
13/11/2019	3.95	4.2	4.44
14/11/2019	4.06	5	4.48
15/11/2019	3.7	2.31	3.13
16/11/2019	3.15	3.02	3.48
17/11/2019	5.97	7.39	7.4
18/11/2019	7.04	4.32	3.38
19/11/2019	3.71	4.87	6.33
20/11/2019	4.04	5.17	6.76
21/11/2019	14.02	16.3	14.67
22/11/2019	37.49	46.33	48.51
23/11/2019	9.89	11.72	11.04
24/11/2019	8.37	8.41	9.05
25/11/2019	11.05	12.62	9.7
26/11/2019	13.51	15.37	
27/11/2019	3.54	3.3	
28/11/2019	27.71	19.27	
29/11/2019	59.07	51.89	67.61
30/11/2019	22.1	25.38	18.37
01/12/2019	23.08	5.69	7.41
02/12/2019	2.63	2.17	2.85
03/12/2019	3.19	4.31	5.86
04/12/2019	5.96	5.51	4.76
05/12/2019	4.05	3.68	3.65
06/12/2019	3.34	3.89	4.55
07/12/2019	38.59	35.16	39.92
08/12/2019	90.71	94.81	128.05
09/12/2019	90.95	110.74	91.92
10/12/2019	56.14	77.95	42.66
11/12/2019	40.45	56.77	28.02
12/12/2019	41.92	38.06	30
13/12/2019	25.17	30.23	28.56

14/12/2019	30.91	26.41	32.32
15/12/2019	18.11	16.75	22.99
16/12/2019	31.37	33.27	14.79
17/12/2019	108.77	153.39	90.34
18/12/2019	82.17	121.98	111.64
19/12/2019	122.43		62.31
20/12/2019	240.06	319.55	221.25
21/12/2019	226.18	293.61	221.74
22/12/2019	56.88	87.65	125.61
23/12/2019	72.52	101.7	86.26
24/12/2019	79.18	101.05	59.58
25/12/2019	43.05	43.29	39.46
26/12/2019	67.11	73.45	65.68
27/12/2019	81.37	92.33	69.46
28/12/2019	132.06	151.97	166.81
29/12/2019	87	88.81	98.33
30/12/2019	83.34	101.15	58.83
31/12/2019	275.54	244.23	307.94
01/01/2020	827.12	839.07	1146.51
02/01/2020		439.35	494.97
03/01/2020		130.16	188.16
04/01/2020	213.75	258.45	159.26
05/01/2020	872.62	983.44	783.56
06/01/2020	22.83	27.07	29.84
07/01/2020	46.43	48.46	56.73
08/01/2020	103.83	120.99	140.46
09/01/2020	22.99	23.12	
10/01/2020	19.8	23.82	28.61
11/01/2020	91.34	92.37	88.62
12/01/2020	92.56	102.17	82.21
13/01/2020	76.05		74.53
14/01/2020	42.41	48.13	54.71
15/01/2020	23.73	20.22	31.79
16/01/2020	22.81	24.48	64.02
17/01/2020	50.15	52.42	35.2
18/01/2020	14.48	14.56	14.77
19/01/2020	12.08	7.04	8.71
20/01/2020	7.49	6.51	6.18
21/01/2020	4.56	5.28	3.75
22/01/2020	4.2	7.93	5.01
23/01/2020	20.33	21.96	16.45
24/01/2020	12.57	13.87	12.16
25/01/2020	19.63	20.01	18.19
26/01/2020	26.03	21.12	74.82
27/01/2020	64.03	57.49	104.44
28/01/2020	34.76	30.46	61.49
29/01/2020	54.14	33.65	68.9
30/01/2020	34.14	23.27	39.9
31/01/2020	24.85	26.73	46.08
01/02/2020	21.11	24.96	27.19

02/02/2020	15.19	14.59	14.44
03/02/2020	26.92	36.52	14.51
04/02/2020	38.23	50.14	27.93
05/02/2020	27.38	31.94	38.4
06/02/2020	6.8	6.78	9.77
07/02/2020	1.32	3.16	6.18
08/02/2020	1.62	2.49	2.04
09/02/2020	2.03	2.77	1.67
10/02/2020	3.67	2.2	2.12
11/02/2020	4.37	7.03	6.57
12/02/2020	4.71	6.5	5.29
13/02/2020	3.58	3.39	3.01
14/02/2020	2.98	4.44	3.28
15/02/2020	6.8	5.32	5.59
16/02/2020	2.9	1.69	1.52
17/02/2020	4.06	1.24	1.42
18/02/2020	5.27	3.59	6.54
19/02/2020	4.73	4.11	1.07
20/02/2020	4.6	4.2	3.51
21/02/2020	6.09	5.84	5.85
22/02/2020	3.71	6.07	3.3
23/02/2020	4.38	5.62	4.39
24/02/2020	6.44	5.31	6.23
25/02/2020	4.89	7.57	4.58
26/02/2020	4.26	5.86	4.1
27/02/2020	4.21	6.43	6.35
28/02/2020	6.97	5.29	5.06
29/02/2020	7.04	5.72	6.46
01/03/2020	6.77	7.07	7.21
02/03/2020	8.05	6.7	7.6
03/03/2020	5.56	3.58	5.28
04/03/2020	1.7	-0.06	1.69
05/03/2020	6.53	4.33	2.34
06/03/2020	4.37	3.87	4.22
07/03/2020	4.54	4.49	3.33
08/03/2020	0.42	1.47	1.54
09/03/2020	1.73	5.13	2.07
10/03/2020	2.45	3.63	2.39
11/03/2020	3.41	4.18	2.85
12/03/2020	1.65	3.93	2.06
13/03/2020	3.41	2.95	3.35
14/03/2020	4.02	2.34	4.04
15/03/2020	1.68	3.62	8.15
16/03/2020	1.11	1.51	-0.42
17/03/2020	2.92	-0.95	3.08
18/03/2020	5.45	7.33	4.38
19/03/2020	5.7	5.04	5.58
20/03/2020	3.82	5.28	3.91
21/03/2020	7.23	4.08	5.8
22/03/2020	2.89	5.54	5.54

23/03/2020	5.81	3.51	3.66
24/03/2020	4.93	6.14	4.97
25/03/2020	6.87	6.29	6.56
26/03/2020	3.84	5.88	3.6
27/03/2020	1.87	0.85	3.02
28/03/2020	2.54	5.58	3.54
29/03/2020	4.24	5.49	3.74
30/03/2020	2.15	0.74	3.98
31/03/2020	4.3	4.01	4.87
01/04/2020	5.62	6.17	6.52
02/04/2020	6.98	5.13	6.05
03/04/2020	1.79	5.04	3.57
04/04/2020	0.87	0.56	1.79
05/04/2020	2.91	3.98	2.26
06/04/2020		4.19	2.83
07/04/2020		6.42	4.58
08/04/2020	5.35	5.04	4.69
09/04/2020	1.64	4.1	3.93
10/04/2020	1.78	1.44	3.5
11/04/2020	1.67	1.98	1.58
12/04/2020	5	6.83	8.36
13/04/2020	8.13	14.13	14.37
14/04/2020	10.25	17.13	14.1
15/04/2020	8.8	12.9	11.16
16/04/2020	6.09	5.46	5.49
17/04/2020	3.56	6.98	4.14
18/04/2020	5.4	8.45	7.87
19/04/2020	7.86	11.89	11.9
20/04/2020	6.81	5.02	6.55
21/04/2020	7.01	9.07	8.85
22/04/2020	8.6	8.47	7.82
23/04/2020	10.86	10.7	9.27
24/04/2020	8.16	7.74	11.25
25/04/2020	7.59	11.96	11.54
26/04/2020	6.25	6.76	5.82
27/04/2020	4.3	8.72	9.48
28/04/2020	6.83	12.6	10.9
29/04/2020	4.81	1.86	5.5
30/04/2020	0.98	3.73	1.03
01/05/2020	2.25	4.44	0.46
02/05/2020	0.96	1.35	1.96
03/05/2020	4.91	5.84	7.51
04/05/2020	6.91	14.46	14.28
05/05/2020	6.79	15.85	20.04
06/05/2020	3.9	12.06	14.75
07/05/2020	7.44	8.45	9.5
08/05/2020	4.36	9.26	4.59
09/05/2020	3.28	2.58	3.49
10/05/2020	3.33	5.59	5.93
11/05/2020	7.75	12.38	15.64

12/05/2020	6.34	12.79	15.43
13/05/2020	10.02	15.82	16.82
14/05/2020	6.1	10.37	8.84
15/05/2020	6.1	14.09	14.25
16/05/2020	6.21	22.37	31.83
17/05/2020	6.06	26.27	26.93
18/05/2020	4.32	10.37	12.71
19/05/2020	6.03	8.25	9.51
20/05/2020	4.06	5.97	5.37
21/05/2020	3.33	4.08	3.24
22/05/2020	0.62	4.37	1.05
23/05/2020	2.95	4.79	2.03
24/05/2020	1.99		2.46
25/05/2020	2.88		2.09
26/05/2020	2.3	2.26	2.16
27/05/2020	5.62	7.68	9.75
28/05/2020	8.79	13.78	19.2
29/05/2020	9.79	20.37	24.18
30/05/2020	9.85	24.78	28.47
31/05/2020	8.84	11.36	8.3
01/06/2020	2.55	2.83	2.56
02/06/2020	2.72	1.77	8.27
03/06/2020	3.07	4.2	7.54
04/06/2020	7.59	13.58	17.87
05/06/2020	9.61	19.29	23.94
06/06/2020	9.22	23.97	31.17
07/06/2020	13.97	30.75	35.3
08/06/2020	8.81	25.14	26.98
09/06/2020	6.57	16.96	23.1
10/06/2020	7.81	15.02	22.94
11/06/2020	6.78	18.6	16.59
12/06/2020	7.85	12.48	14.53
13/06/2020	10.09	18.17	25.55
14/06/2020	4.58	4.03	5.16
15/06/2020	2.51	2.58	1.64
16/06/2020	2.29	3.62	3.3
17/06/2020	5.38	8.13	9.31
18/06/2020	6.07	11.15	15.51
19/06/2020	7.1	17.06	16.86
20/06/2020	5.14	7.21	4.97
21/06/2020	0.73	1.53	2.33
22/06/2020	2.95	0.69	4.56
23/06/2020	2.08		5.99
24/06/2020	3.79		5.34
25/06/2020	3.39	5.7	8.51
26/06/2020	7.28	13.24	19.06
27/06/2020	6.8	28.62	23.38
28/06/2020	8.48	26.33	27.01
29/06/2020	6.79	13.28	11.1
30/06/2020	7.86	15.75	14.55

01/07/2020	11.28	19.58	11.69
02/07/2020	5.55	6.94	4.81
03/07/2020	4.03	5.8	3.8
04/07/2020	3.5	2.85	1.89
05/07/2020	4.33	7.79	12.73
06/07/2020	6.7		10.94
07/07/2020	5.5		6.72
08/07/2020	9.82	16.71	19.77
09/07/2020	10.61	21.59	21.16
10/07/2020	11.04	25.94	28.4
11/07/2020	11.84	23.24	27.76
12/07/2020	8.78	10.01	11.49
13/07/2020	1.03	2.37	1.11
14/07/2020	2.78	4.94	0.97
15/07/2020	1.52	6.82	1.93
16/07/2020	2.52	9.38	3.63
17/07/2020	4.28	14.65	12
18/07/2020	8.15	19.85	15.47
19/07/2020	5.12	6.61	4.45
20/07/2020	4.28	4.83	4.6
21/07/2020	6.72	12.15	15.19
22/07/2020	7.89	17.83	18.38
23/07/2020	8.21	20.04	18.17
24/07/2020	9.68	21.57	21.75
25/07/2020	10.39	19.48	20.23
26/07/2020	2.39	2.95	2.08
27/07/2020	0.7	0.92	0
28/07/2020	2.18	2.4	1.15
29/07/2020	5.7	12.92	10.98
30/07/2020	5.59	13.04	11.47
31/07/2020	9.62	16.64	20.01
01/08/2020	9.81	20.58	27.9
02/08/2020	13.64	23.16	28.76
03/08/2020	10.54	17.84	10.32
04/08/2020	5.33	5.33	6.28
05/08/2020	3.95	3.34	2.7
06/08/2020	6.06	8.05	13.48
07/08/2020	5.58	5.26	3
08/08/2020	2.51	0.36	0.63
09/08/2020	2.1	3.94	1.38
10/08/2020	4.62	5.8	5.8
11/08/2020	4.8	14.29	15.83
12/08/2020	7.74	11.96	12.62
13/08/2020	4.53	5.83	10.01
14/08/2020	5.73	10.93	10.54
15/08/2020	2.93	4.1	7.12
16/08/2020	2.35	2.93	6.79
17/08/2020	1.5	1.56	2.34
18/08/2020	3.7	2.59	2.78
19/08/2020	3.03	1.69	1.14

20/08/2020	1.64	1.43	1.29
21/08/2020	1.65	1.99	1.72
22/08/2020	1.86	1.38	0.86
23/08/2020	0.9	2.4	1.57
24/08/2020	3.98	4.78	
25/08/2020	4.95	10.04	
26/08/2020	6.91	12.92	12.36
27/08/2020	6.33	7.58	6.86
28/08/2020	6.02	8.93	8.12
29/08/2020	8.89	16.87	16.02
30/08/2020	9.26	15.78	12.57
31/08/2020	5.09	5.46	5.98
01/09/2020	8.15	12.27	8.43
02/09/2020	6.91	16.19	10.45
03/09/2020	10.59	12.36	9.09
04/09/2020	6.87	8.47	8.89
05/09/2020	6.67	9.65	7.24
06/09/2020	7.37	16.89	13.52
07/09/2020	9.02	15.48	12.34
08/09/2020	7.6	14.4	6.91
09/09/2020	4.3	4.73	6.16
10/09/2020	3.23	3.15	2.68
11/09/2020	3.52	5.79	6
12/09/2020	8.16	16.25	9.84
13/09/2020	5.88	8.89	5.52
14/09/2020	4.12	3.76	5.21
15/09/2020	5.32	6.08	6.93
16/09/2020	5.39	9.3	8.09
17/09/2020	6.55	9.13	7.16
18/09/2020	4.31	3.45	2.76
19/09/2020	6.26	6.64	7.55
20/09/2020	3.74	3.38	3.64
21/09/2020	3.04	2.32	3.27
22/09/2020	1.53	3.87	3.24
23/09/2020	2.96	3.26	1.94
24/09/2020	0.8	2.81	1.87
25/09/2020	1.95	2.2	1.81
26/09/2020	2.24	3.2	1.62
27/09/2020	3.45	5.11	3.54
28/09/2020	3.7	5.72	6.03
29/09/2020	7.13	10.59	7.86
30/09/2020	8.8	9.21	7.35
01/10/2020	2.76	2.62	4.52
02/10/2020	8.48	7.02	7.73
03/10/2020	5.49	7.65	11.08
04/10/2020	9.62	10.58	10.25
05/10/2020	7.26	8.38	7.65
06/10/2020	3.35	3.28	4.87
07/10/2020	2.76	2.65	2.67
08/10/2020	0.99	-0.79	2.73

09/10/2020	1.53	1.06	0.82
10/10/2020	3.56	3.97	2.56
11/10/2020	5.55	7.86	4
12/10/2020	5.02	3.57	4.35
13/10/2020	5.88	6.86	5.72
14/10/2020	4.81	3.32	3.71
15/10/2020	7.33	9.82	7.33
16/10/2020	4.07	2.9	3.22
17/10/2020	5.75	4.84	2.43
18/10/2020	2.9	5.21	2.94
19/10/2020	3.57	2.74	4.57
20/10/2020	4.46	10.93	3.64
21/10/2020	7.1	7.33	7.69
22/10/2020	9.39	7.22	7.18
23/10/2020	7.3	8.24	6.65
24/10/2020	3.17	2.09	4.16
25/10/2020	2.03	1.8	0.61
26/10/2020	0.54	0.07	1.3
27/10/2020	2.42	1.29	1.76
28/10/2020	2.43	1.65	1.74
29/10/2020	2.54	2.58	3.09
30/10/2020	2.34	1.63	3.57
31/10/2020	0.98	4.5	2.54
01/11/2020	2.22	2.04	2.71
02/11/2020	3.27	4.21	2.61
03/11/2020	4.35	4.4	4.83
04/11/2020	6.16	5.18	4.67
05/11/2020	1.82	0.14	1.73
06/11/2020	3.1	2.68	1.85
07/11/2020	3.29	4.64	4.19
08/11/2020	4.01	4.28	3.37
09/11/2020	2.48	3.38	3.31
10/11/2020	5.41	4.87	4.56
11/11/2020	6.47	6.87	6.8
12/11/2020	9.27	6.65	6.86
13/11/2020	4.09	0.9	4.78
14/11/2020	2.97	4.58	3.95
15/11/2020	3.92	6.59	3.56
16/11/2020	5.47	4.46	6.24
17/11/2020	4.89	6.14	4.53
18/11/2020	4.44	4.99	3.6
19/11/2020	8.62	7.32	7.66
20/11/2020	10.07	9.71	9.74
21/11/2020	9.81	11.55	9.38
22/11/2020	5.89	7.69	6.44
23/11/2020	1.86	2.58	2.74
24/11/2020	6.14	5.82	4.8
25/11/2020	5.59	5.03	3.78
26/11/2020	8.12	9.51	7.57
27/11/2020	10.68	11.27	8.11

28/11/2020	10.86	9.83	9.49
29/11/2020	1.83	2.42	5.17
30/11/2020	6.79	6.69	
01/12/2020	7.72	8.94	
02/12/2020	7.55	5.72	4.24
03/12/2020	3.06	2.94	3.09
04/12/2020	6.04	6.44	5.19
05/12/2020	7.81	8.76	5.73
06/12/2020	4.57	2.62	6.26
07/12/2020	4.09	4.81	3.07
08/12/2020	2.09	2.81	2.53
09/12/2020	4.98	6.35	4.84
10/12/2020	7.33	6.07	7.49
11/12/2020	5.91	4.39	4.81
12/12/2020	3.73	3.15	2.36
13/12/2020	3.65	1.44	1.66
14/12/2020	4.31	3.91	2.17
15/12/2020	3.79	5.57	3.6
16/12/2020	2.46	2.12	2.47
17/12/2020	2.19	3.97	4
18/12/2020	3.57	3.31	4.29
19/12/2020	2.93	3.39	2.32
20/12/2020	1.41	2.07	1.25
21/12/2020	3.67	3.66	5.52
22/12/2020	0.29	1.08	2.46
23/12/2020	4.89	4.32	2.59
24/12/2020	3.68	4.83	4.94
25/12/2020	2.26	2.23	5.72
26/12/2020	5.69	5.82	4.04
27/12/2020	2.95	3.37	4.14
28/12/2020	1.93	3.34	5.27
29/12/2020	3.1	2.81	0.89
30/12/2020	3.21	2.52	2.26
31/12/2020	2.45	1.94	2.13
01/01/2021	2.17	1.26	1.34
02/01/2021	1.57	3.2	0.47
03/01/2021	0	4.32	3.58
04/01/2021	5.3	5.14	4.59
05/01/2021	2.82	2.9	2.5
06/01/2021	0	1.27	2.19
07/01/2021		2.5	3.42
08/01/2021		4.33	3
09/01/2021		2.13	2.05
10/01/2021		3.39	3.77
11/01/2021		3.05	5.42
12/01/2021		5.79	4.96
13/01/2021		7.84	5.68
14/01/2021		1.77	5.82
15/01/2021		4.16	4.73
16/01/2021		4.48	3.58

17/01/2021		6.49	4.72
18/01/2021		6.04	5.86
19/01/2021		6.79	6.48
20/01/2021		5.85	7.5
21/01/2021		5.59	5.97
22/01/2021		8.77	6.25
23/01/2021		9.54	6.59
24/01/2021		6.13	8.28
25/01/2021		6.75	9.17
26/01/2021		8.49	5.18
27/01/2021		0.2	4.83
28/01/2021		2	0.48
29/01/2021		1.78	0.97
30/01/2021		3.67	4.84
31/01/2021		1.94	3.01
01/02/2021		2.29	2.41
02/02/2021		1.86	4.39
03/02/2021		4.51	4.09
04/02/2021	9.1	8.01	6.57
05/02/2021	5.15	6.66	6.42
06/02/2021	2.11	1.08	3.4
07/02/2021	4.15	4.83	3.09
08/02/2021	3.82	3.04	4.56
09/02/2021	4.37	4.48	6.56
10/02/2021	2.89	3.21	0.67
11/02/2021	5.18	6.08	6.01
12/02/2021	8.61	7.61	4.28
13/02/2021	3.21	3.4	4.29
14/02/2021	1.83	3.34	2.72
15/02/2021	4.56	4.44	4.81
16/02/2021	1.43	2.04	0.98
17/02/2021	3.14	2.68	3.23
18/02/2021	3.04	5.34	3.13
19/02/2021	4.46	4.22	3.02
20/02/2021	4.04	3.65	6.07
21/02/2021	3.22	6.6	5.88
22/02/2021	4.43	3.53	
23/02/2021	4.54	3.09	4.65
24/02/2021	4.65	3.14	0.55
25/02/2021	2.93	3.72	2.78
26/02/2021	7.15	3.54	4.32
27/02/2021	6.76	5.71	5.84
28/02/2021	7.24	6.69	3.16
01/03/2021	4.75	5.9	6.91
02/03/2021	7.51	6.22	5.3
03/03/2021	7.04	6.99	6.52
04/03/2021	3.82	3.77	5.96
05/03/2021	5.7	8.17	5.73
06/03/2021	8.45	6.72	7.99
07/03/2021	5.33	7.51	7.77

08/03/2021	8.47	9.25	8.82
09/03/2021	5.65	4.71	5.84
10/03/2021	6.36	7.45	7.98
11/03/2021	6.34	6.83	5.9
12/03/2021	5.84	5.95	5.32
13/03/2021	3.69	3.59	4.64
14/03/2021	3.37	2.4	6.74
15/03/2021	5.03	3.75	2.53
16/03/2021	4.31	3.87	2.52
17/03/2021	1.7	2.56	3.29
18/03/2021	3.57	1.36	1.7
19/03/2021	0.36	1.63	1.85
20/03/2021	2.24	2.09	1.79
21/03/2021	2.64	3.3	5.05
22/03/2021	1.49	1.37	1.89
23/03/2021	1.22	-0.65	-0.61
24/03/2021	1.52	0.51	5.25
25/03/2021	1.81	0.52	3.67
26/03/2021	3.42	6.17	4.12
27/03/2021	4.09	4.08	4.21
28/03/2021	4.16	3.24	5.01
29/03/2021	4.4	6	3.44
30/03/2021	6.63	6.87	6.45
31/03/2021	5.59	4.79	4.55
01/04/2021	5.76	6.26	5.38
02/04/2021	5.28	6.56	7.87
03/04/2021	5.55	4.65	7.92
04/04/2021	7.33	10.89	6.46
05/04/2021	8.66	9.75	11.28
06/04/2021	6.06	5.27	6.71
07/04/2021	3.98	2.84	3.21
08/04/2021		3.51	3.85
09/04/2021		5.44	4.73
10/04/2021	6.28	5.61	2.13
11/04/2021	3.42	3.26	1.19
12/04/2021	9.53	12.27	9.11
13/04/2021	10.14	14.56	8.66
14/04/2021	11.44	9.59	10.03
15/04/2021	8.92	7.2	9.34
16/04/2021	10.8	13.1	10.75
17/04/2021	6.48	7.74	10.92
18/04/2021	9.83	11.63	14.79
19/04/2021	16.43	16.83	20.03
20/04/2021	10.76	10.65	12.48
21/04/2021	2.95	4.14	5.79
22/04/2021	7.29	6.89	8.1
23/04/2021	6.94	6.84	13.35
24/04/2021	7.94	9.41	19.69
25/04/2021	8.27	12.13	15.15
26/04/2021	7.09	10.25	16.93

27/04/2021	7.8	12.26	13.18
28/04/2021	15.6	15.65	18.67
29/04/2021	20.43	25.24	27.86
30/04/2021	21.79	28.22	25.82
01/05/2021	16.28	26.55	25.4
02/05/2021	12.25	20.94	22.82
03/05/2021	7.77	11.48	10.71
04/05/2021	3.24	3.04	2.62
05/05/2021	1.89	0.9	0.8
06/05/2021	2.64	3.08	1.71
07/05/2021	5.04	3.54	6.92
08/05/2021	4.63	8.07	10.89
09/05/2021	9.23	7.66	15.83
10/05/2021	6.18	7.28	8.09
11/05/2021	2.84	4.29	4.59
12/05/2021	2.55	4.95	3.96
13/05/2021	4.7	7.29	6.14
14/05/2021	2.03	2.62	1.86
15/05/2021	5.2	4.14	7.53
16/05/2021	7.48	10.37	13.02
17/05/2021	5.24	6.59	6.23
18/05/2021	6.73	13.05	17.77
19/05/2021	11.9	18.65	23.95
20/05/2021	12.25	14.59	22.32
21/05/2021	8.13	13.87	25.15
22/05/2021	6.29	13.28	20.97
23/05/2021	7.63	13.44	17.89
24/05/2021	4.06	8.8	14.04
25/05/2021	4.44	8.85	11.11
26/05/2021	0.5	1.13	7.34
27/05/2021	7.93	3.54	11.19
28/05/2021	2.38	2.4	7.09
29/05/2021	4.2	4.4	4.31
30/05/2021	5.34	13.12	12.74
31/05/2021	7.03	23.17	22.3
01/06/2021	10.11	16.34	16.76
02/06/2021	8.38	12.46	13.67
03/06/2021	8.54	9.9	9.62
04/06/2021	2.97	5.36	8.21
05/06/2021	5.22	9.13	8.53
06/06/2021	6.73	4.66	8.62
07/06/2021	6.05	7.98	9.74
08/06/2021	5.1	7.12	5.38
09/06/2021	3.34	3.31	2.88
10/06/2021	2.17	2.58	2.37
11/06/2021	4.44	2.72	3.26
12/06/2021	4.56	4.18	3.03
13/06/2021	4.79	2.77	4.81
14/06/2021	9.06	13.11	12.87
15/06/2021	8.2	14.84	13.73

16/06/2021	8.54	16.04	13.85
17/06/2021	1.89	0.73	1.86
18/06/2021	2.9	2.82	3.65
19/06/2021	2.35	2.52	2.25
20/06/2021	1.97	6.62	3.81
21/06/2021	4.28	16.65	15.63
22/06/2021	8.21	13.28	14.74
23/06/2021	8.26	10.4	14.62
24/06/2021	3.48	1.71	3.13
25/06/2021	2.72	2.37	2.54
26/06/2021	1.63	1.25	3.17
27/06/2021	4.39	4.15	7.48
28/06/2021	5.36	9.25	16.17
29/06/2021	6.54	9.15	19.13
30/06/2021	3.01	5.87	7.02
01/07/2021	8.34	10.71	7.71
02/07/2021	3.23	1.67	3.16
03/07/2021	1.57	0.96	3.52
04/07/2021	3.37	2.63	2.22
05/07/2021	2.9	4.96	8.4
06/07/2021	5.09	10.3	11.67
07/07/2021	5.14	19.5	18
08/07/2021	6.69	24.86	25.59
09/07/2021	10.28	18.72	19.81
10/07/2021	5.98	14.11	9.17
11/07/2021	5.1	15.17	11.59
12/07/2021	8.19	15.45	21.87
13/07/2021	6.44	8.78	12.22
14/07/2021	3.58	5.54	4.66
15/07/2021	5.15	4.35	4.26
16/07/2021	1.32	0.52	1.39
17/07/2021	3	2.3	4.22
18/07/2021	3.8	2.2	8.63
19/07/2021	3.38	3.44	5.59
20/07/2021	1.63	0.72	4.83
21/07/2021	4.65	9.82	9.59
22/07/2021	8.6	21.98	24.11
23/07/2021	7.33	12.84	16.27
24/07/2021	2.36	0.7	3
25/07/2021	2.31	2.33	1.88
26/07/2021	4.57	2.94	1.97
27/07/2021	2.77	3.85	4.95
28/07/2021	4.91	2.61	2.81
29/07/2021	2.58	5.46	6.88
30/07/2021	9.46	9.34	15.57
31/07/2021	10.62	16	15.05
01/08/2021	7.06	13.08	12.79
02/08/2021	4.5	8.66	6.66
03/08/2021	2.93	2.88	4.07
04/08/2021	1.4	1.85	1.94

05/08/2021	2.49	0.77	5.47
06/08/2021	4.96	2.97	7.63
07/08/2021	4.84	8.24	14.82
08/08/2021	5.65	10.28	19.11
09/08/2021	6.36	11.63	15.04
10/08/2021	7.17	18.22	18.27
11/08/2021	7.6	11.11	9.38
12/08/2021	1.67	1.16	4.3
13/08/2021	4.36	7.74	15.72
14/08/2021	7.38	16.68	21.42
15/08/2021	7.33	10.64	18.99
16/08/2021	4.24	5.25	3.74
17/08/2021	3.13	5.84	7.85
18/08/2021	6.18	10.24	17.07
19/08/2021	9.51	20.43	23.13
20/08/2021	8.11	16.12	16.85
21/08/2021	6.99	7.97	9.61
22/08/2021	8.65	18.33	20.16
23/08/2021	5.03	6.64	3.74
24/08/2021	0.96	-0.43	2.08
25/08/2021	2.75	2.93	2.48
26/08/2021	2.68	7.27	2.29
27/08/2021	1.4	3.16	1.87
28/08/2021	5.94	4.71	8.23
29/08/2021	5.8	9.94	11.7
30/08/2021	5.6	4.37	3.78
31/08/2021	7.14	7.6	8.09
01/09/2021	6.26	6.97	10.08
02/09/2021	9.65	12.08	11.14
03/09/2021	8.16	9.26	12.14
04/09/2021	4.35	4.06	2.44
05/09/2021	0.23	0.7	2.68
06/09/2021	3.55	5.63	8.61
07/09/2021	7.09	7.63	11.25
08/09/2021	4.76	5.55	8.49
09/09/2021	5.02	2.9	5.99
10/09/2021	3.23	4.67	4.9
11/09/2021	4.84	4.18	5.72
12/09/2021	3.65	3.93	4.49
13/09/2021	4.06	6.32	5.32
14/09/2021	2.47	1.91	4.27
15/09/2021	3.4	4.25	6.72
16/09/2021	2.86	1.65	3.6
17/09/2021	4.68	5.29	4.68
18/09/2021	3.58	2.06	5.7
19/09/2021	3.95	3.56	5.54
20/09/2021	3.85	3.7	4.39
21/09/2021	1.98	3.84	5.71
22/09/2021	5.91	7.63	5.56
23/09/2021	3.16	4.18	4.6

24/09/2021	3.73	2.59	4.03
25/09/2021	5.46	5.63	4.59
26/09/2021	2.36	2.63	4.94
27/09/2021	5.43	6.85	6.43
28/09/2021	6.84	10.54	7.62
29/09/2021	7.13	6.84	6.05
30/09/2021	3.03	2.1	4.38
01/10/2021	3.85	6.37	2.86
02/10/2021	3.49	1.77	3.43
03/10/2021	4.65	5.32	6.1
04/10/2021	2.38	3.44	4.05
05/10/2021	2.97	4.12	1.57
06/10/2021	6.03	5.62	4.88
07/10/2021	4.95	4.24	2.78
08/10/2021	5.72	5.9	4.24
09/10/2021	7.54	11.46	8.03
10/10/2021	5.22	7.66	7.89
11/10/2021	0	1.92	2.05
12/10/2021	2.88	3.51	1.73
13/10/2021	2.81	2.48	1.44
14/10/2021	1.4	2	5.75
15/10/2021	2.53	2.12	2.01
16/10/2021	1.52	3	1.99
17/10/2021	3.29	2.85	2.23
18/10/2021	4.88	4.48	3.64
19/10/2021	2.54	0.55	3.56
20/10/2021	2.91	4.15	1.56
21/10/2021	2.96		2.74
22/10/2021	4.78	3.41	5.18
23/10/2021	3.92	6.2	6.77
24/10/2021	1.24	1.47	2.29
25/10/2021	3.35	4.13	4.11
26/10/2021	6.76	5.8	4.24
27/10/2021	4.61	4.88	4.56
28/10/2021	5.77	4.8	4.04
29/10/2021	4.01	3.68	4.72
30/10/2021	4.08	3.85	4.33
31/10/2021	6	6.67	4.54
01/11/2021	6.88	6.87	6.43
02/11/2021	6.69	7.61	6.15
03/11/2021	7.25	5.75	4.56
04/11/2021	3.92	2.77	3.71
05/11/2021	1.82	1.23	2.76
06/11/2021	3.11	3.29	3.17
07/11/2021	0.13	2.81	1.81
08/11/2021	4.91	2.4	3.12
09/11/2021	2.27	3.62	3.38
10/11/2021	7.36	6.1	4.14
11/11/2021	0.94	1.07	2.36
12/11/2021	1.2	1.07	0.71

13/11/2021	1.41	1.76	1.44
14/11/2021	0.44	0.77	1.26
15/11/2021	2.06	4.15	1.98
16/11/2021	4.04	3.83	4.14
17/11/2021	3.91	4.82	4.52
18/11/2021	4.21	4.86	3.44
19/11/2021	5.16	5.7	3.66
20/11/2021	2.22	2.78	2.64
21/11/2021	-0.25	-0.94	0.6
22/11/2021	1.86	2.98	3.18
23/11/2021	5.43	4.6	2.71
24/11/2021	5.52	2.12	3.27
25/11/2021	3.45	2.79	3.9
26/11/2021	-0.04	-1.21	1.87
27/11/2021	3.4	2.18	3.09
28/11/2021	3.44	3.94	3.29
29/11/2021	5.68	5.61	5.29
30/11/2021	5.96	7.17	4.66
01/12/2021	6.4	5.99	5.51
02/12/2021	4.9	5.05	3.99
03/12/2021	4.42	5.24	6.08
04/12/2021	2.97	3.31	3.85
05/12/2021	3.6	0.24	3.34
06/12/2021	5.48	5.48	3.41
07/12/2021	5.58	4.38	2.47
08/12/2021	2.05	3.06	3.97
09/12/2021	1.1	1.59	1.14
10/12/2021	-0.6	-0.49	0.61
11/12/2021	0.65	1.57	1.12
12/12/2021	1.86	3.16	3.47
13/12/2021	5.72	5.51	
14/12/2021	7.38	5.41	
15/12/2021	6.31	7.55	4.36
16/12/2021	3.62	3.58	5.18
17/12/2021	6	5.95	6.75
18/12/2021	8.27	8.16	6.92
19/12/2021	1.81	0.1	3.81
20/12/2021	5.27	4.88	5.57
21/12/2021	5.68	6.37	
22/12/2021	6.91	5.26	4.29
23/12/2021	2.26	3.11	1.22
24/12/2021	3.42	2.54	4.97
25/12/2021	5.04	5.22	3.6
26/12/2021	3.6	4.12	5.93
27/12/2021	0.56	1.27	3.9
28/12/2021	1.3	1.84	1.81
29/12/2021	3.47	4.02	2.32
30/12/2021	3.75	2.54	3.22
31/12/2021	3.12	6.28	5.38
01/01/2022	5.03	10.48	5.59

02/01/2022	7.16	6.32	5.89
03/01/2022	5.56	7.41	9.11
04/01/2022	2.95	4.96	4.14
05/01/2022	4.14	4.58	0.76
06/01/2022	1.67	3.12	2.07
07/01/2022	1.27	0.66	3.67
08/01/2022	2.48	7.21	5.7
09/01/2022	4.51	6.21	4.16
10/01/2022	5.19	6.44	5.6
11/01/2022	5.58	4.36	4.04
12/01/2022		2.37	4.95
13/01/2022		2.64	2.94
14/01/2022	2.98	3.5	3.97
15/01/2022	2.76	5.37	4.24
16/01/2022	5.6		7.63
17/01/2022	5.24	5.05	6.1
18/01/2022	2.12	-0.23	1.73
19/01/2022	1.99	2.15	5.42
20/01/2022	4.18	4.64	5.96
21/01/2022	1.31	3.73	4.78
22/01/2022	2.49	3.11	2.16
23/01/2022	2.53	2.5	2.31
24/01/2022	0.99	2.11	2.16
25/01/2022	3.03	5.38	3.82
26/01/2022	6.04		4.9
27/01/2022	4.9		7.86
28/01/2022	9.66	10.96	4.18
29/01/2022	3.07	4.29	8.56
30/01/2022	3.52	3.3	5.56
31/01/2022	3.73	2.94	6.28
01/02/2022	2.1	4.68	5.12
02/02/2022	4.2	1.34	5.85
03/02/2022	2.67	2.33	4.11
04/02/2022	2.4	4.27	5.22
05/02/2022	2.94	3.2	3.84
06/02/2022	2.34	3.21	1.41
07/02/2022	1.5	0.66	-0.11
08/02/2022	3.85	4.09	2.69
09/02/2022	2.35	4.56	3.8
10/02/2022	6.3	6.44	5.72
11/02/2022	2.68	4.38	3.83
12/02/2022	3.67	4.43	3.78
13/02/2022	3.44	3.25	4.07
14/02/2022	7.34	5.01	4.98
15/02/2022	7.17	8.05	6.92
16/02/2022	6.34	5.16	7.8
17/02/2022	9.14	8.97	3.68
18/02/2022	5.47	4.85	6.76
19/02/2022	5.59	5.59	6.46
20/02/2022	5.25	4.87	5.05

21/02/2022	8.52	7.01	8.61
22/02/2022	1.46		5.75
23/02/2022	3.33		5.32
24/02/2022	4.55		1.16
25/02/2022	2.15	2.22	1.19
26/02/2022	0.38	2.13	2.09
27/02/2022	1.74	0.09	0.7
28/02/2022	2.53	3.15	3.84
01/03/2022	1.4	2.79	1.58
02/03/2022	-1.1	2.38	0.87
03/03/2022	4.85		7.41
04/03/2022	1.26		2.82
05/03/2022	0.64	3.33	4.3
06/03/2022	2.7	1.47	1.46
07/03/2022	-0.07	0.42	0.1
08/03/2022	0.47	0.61	3.61
09/03/2022	0.49	0.41	0.48
10/03/2022	2.15	1.37	1.91
11/03/2022	4.81	4.78	4.02
12/03/2022	4.5	4.67	3.93
13/03/2022	1.84	2.73	2.7
14/03/2022	2.46	2.56	1.05
15/03/2022	2.87	1.86	4.27
16/03/2022	3.25	2.15	3.45
17/03/2022	5.14	6.84	5.77
18/03/2022	8.3	7.49	6.62
19/03/2022	3.61	3.22	3.44
20/03/2022	4.6	4.33	6.26
21/03/2022	5.85	5.71	6.88
22/03/2022	8.13	7.93	7.01
23/03/2022	8.98	6.36	4.26
24/03/2022	5.27	4.02	6.64
25/03/2022	2.62	2.29	4.39
26/03/2022	3.16	2.97	2.65
27/03/2022	2.43	2.51	2.51
28/03/2022	4.03	3.64	0.93
29/03/2022	4.58	5.45	5.8
30/03/2022	6.45	5.33	5.99
31/03/2022	3.21	4.32	5.88
01/04/2022	1.43	2.77	3.7
02/04/2022	4.83	4.8	4.28
03/04/2022	3.09	1.2	1.97
04/04/2022	3.54	6.15	2.87
05/04/2022	7.07	7.92	6.47
06/04/2022	3.19	1.6	2
07/04/2022	3.39	1.61	2.69
08/04/2022	1.04	1.26	1.23
09/04/2022	0.47	1.59	2.01
10/04/2022	3.43	4.96	1.44
11/04/2022	7.53	6.98	5.91

12/04/2022	1.36	1.69	2.38
13/04/2022	3.48	4.03	3.87
14/04/2022	3.91	5.73	5.28
15/04/2022	5.78	8.98	7.39
16/04/2022	6.36	10.6	8.25
17/04/2022	7.09	12.25	10.87
18/04/2022	8.56	15.41	10.4
19/04/2022	5.87	5.91	3.35
20/04/2022	4.11	3.76	4.85
21/04/2022		2.81	3.94
22/04/2022		4.46	-0.21
23/04/2022		4.89	8.02
24/04/2022	2.57	2.44	3.49
25/04/2022		3.72	5.71
26/04/2022	2.42	2.54	2.99
27/04/2022	4.08	4.18	3.02
28/04/2022	4.14	4.55	3.84
29/04/2022	4.29	4.44	3.27
30/04/2022	1.43	3	3.68
01/05/2022	6.74	7.26	9.65
02/05/2022	7.48	10.84	
03/05/2022	7.54	12.34	
04/05/2022	7.71	10.66	
05/05/2022	1.78	4.48	
06/05/2022	6.61	6.28	
07/05/2022	4.35	3.34	
08/05/2022	5.83	5.73	
09/05/2022	6.3	7.47	
10/05/2022	3.65	3.8	3.26
11/05/2022	2.21	2.11	1.49
12/05/2022	2.06	3.22	-1.23
13/05/2022	4.3	6.43	7.55
14/05/2022	4.29	3.86	6.76
15/05/2022	1.02	1.33	1.93
16/05/2022	2.14	0.88	4.79
17/05/2022	3.88	3.26	2.36
18/05/2022	3.94	3.24	4.27
19/05/2022	6.7	9.71	9.32
20/05/2022	6	4.48	5.67
21/05/2022	4.68	8.93	7.6
22/05/2022	4.88	8.55	6.26
23/05/2022	4.51	6.32	5.86
24/05/2022	3.62	7.62	7.71
25/05/2022	3.6	8.81	5.99
26/05/2022	4.47	6.7	10.54
27/05/2022	5.45	12.79	6.93
28/05/2022	2.53	4.63	6.72
29/05/2022	6.11	6.17	13.22
30/05/2022	4.87	2.61	7.18
31/05/2022	2.63	1.68	0.3

01/06/2022	2.85	2.19	4.44
02/06/2022		8.51	12.89
03/06/2022		9.76	7.86
04/06/2022	5.14	4.37	2.38
05/06/2022	1.08	0.28	-0.23
06/06/2022	2.04	1.87	2.46
07/06/2022	3.24	0.57	1.27
08/06/2022	3.2	2.57	2.74
09/06/2022	2.08	1.31	3.38
10/06/2022	3.33	3.14	4.55
11/06/2022	3.12	1.98	
12/06/2022	3.52	3.13	
13/06/2022	5.72	6.06	
14/06/2022	5.24	8.56	
15/06/2022	6.52	8.07	9.72
16/06/2022	4.18	2.66	2.77
17/06/2022	3.62	5.18	12.2
18/06/2022	6.95	17.37	20.95
19/06/2022	6.5	18.96	19
20/06/2022	8.07	12.15	13.9
21/06/2022	5.86	16.05	18.09
22/06/2022	6.38	4.59	15.13
23/06/2022	4.42	0.58	7.8
24/06/2022	2.75	1.8	3.17
25/06/2022	3.79	4.75	7.42
26/06/2022	5.47	5.3	14.04
27/06/2022	4.91	7.88	9.53
28/06/2022	5.11	12.55	10.68
29/06/2022	6.47	12.98	16.91
30/06/2022	8.2	10.2	10.26
01/07/2022	7.42	6.86	4.82
02/07/2022	1.28	2.67	1.13
03/07/2022	1.56	1.78	1.69
04/07/2022	3.31	2.66	2.92
05/07/2022	2.35	3.32	2.29
06/07/2022	1.84	6.22	1.01
07/07/2022	4.28	7.63	5.18
08/07/2022	4.43	4.05	10.32
09/07/2022	4.83	8.1	8.63
10/07/2022	4.87	7.19	6.94
11/07/2022	6.05	12.49	12.02
12/07/2022	5.53	13.48	15.78
13/07/2022	6.31	8.47	5.1
14/07/2022	4.97	14.91	6.68
15/07/2022	7.3	16.37	12.32
16/07/2022	9.16	13.71	14.52
17/07/2022	2.78	2.63	-0.22
18/07/2022	2.09	3.89	5.7
19/07/2022	3.49	3.05	3.97
20/07/2022	2.09	3.07	3.79

21/07/2022	3.03	3.47	2.65
22/07/2022	2.79	3.9	3.22
23/07/2022	4.88	9.16	12.29
24/07/2022	6.04	18	14.27
25/07/2022	7.85	18.13	16.73
26/07/2022	4.97	5.21	7.78
27/07/2022	4.85	4.47	6.24
28/07/2022	3.29	4.84	4.43
29/07/2022	4.66	6.39	8.58
30/07/2022	5.94	20.41	13.61
31/07/2022	8.93	23.19	22.78
01/08/2022	4.33	1.8	3.09
02/08/2022	6.33	7.29	9.66
03/08/2022	6.21	10.65	7.74
04/08/2022	4.58	4.49	3.26
05/08/2022	2.64	2.87	4.68
06/08/2022	3.35	3.03	3.03
07/08/2022	4.94	6.59	11.1
08/08/2022	4.48	10.11	8.83
09/08/2022	4.83	12.23	5.77
10/08/2022	4.88	7.23	7.78
11/08/2022	8.46	11.69	12.68
12/08/2022	5.21	5.26	5.68
13/08/2022	6.62	5.67	4.65
14/08/2022	2.16	1.71	2.18
15/08/2022	3.7	2.88	2
16/08/2022	4.2	5.15	5.85
17/08/2022	5.02	5.82	5.69
18/08/2022	3.47	3.07	5.63
19/08/2022	2.87	1.94	0.66
20/08/2022	5.02	5.51	4.35
21/08/2022	3.33	3.25	4.28
22/08/2022	2.78	1.23	3.82
23/08/2022	3.44	6.48	2.67
24/08/2022	6.14	11.95	13.21
25/08/2022	3.7	5.21	5.52
26/08/2022	5.54	9.21	3.75
27/08/2022	2.39	6.51	7.17
28/08/2022	7.11	8.13	7.76
29/08/2022	10.08	13.73	14.36
30/08/2022	4.32	0.8	2.84
31/08/2022	3.14	6.28	5.16
01/09/2022	6.32	8.18	6.53
02/09/2022	7.1	5.22	9.34
03/09/2022	2.3	2.86	4.04
04/09/2022	3.44	4.86	6.47
05/09/2022	4.03	7.91	6.68
06/09/2022	1.26	3.28	0.82
07/09/2022	3.93	2.64	4.66
08/09/2022	7.38	7.05	6.58

09/09/2022	3.99	3.28	1.62
10/09/2022	1.62	0.91	1.31
11/09/2022	3.56	3.06	3.93
12/09/2022	3.46	4.13	2.87
13/09/2022	4.7	7.1	5.69
14/09/2022	3.66	5.27	9.4
15/09/2022	5.61	5.84	3.44
16/09/2022	4.26	1.44	3.15
17/09/2022	3.08	4.46	3.25
18/09/2022	3.69	2.94	2.5
19/09/2022	4.31	3.57	2.56
20/09/2022	5.55	8.99	11.25
21/09/2022	8.91	11.74	10.31
22/09/2022	4.59	4.94	5.01
23/09/2022	3.15	3.04	5.06
24/09/2022	4.86	3.07	4.81
25/09/2022	6.72	4.7	9.28
26/09/2022	5.95	7.04	6.64
27/09/2022	3.81	6.16	5.72
28/09/2022	3.91	3.85	3.81
29/09/2022	3.21	1.62	2.62
30/09/2022	3.03	1.5	4.47

From: Chatterjee, Swarup (Health)
Sent: Thursday, 27 October 2022 09:24
To: Grimes, Sean
Subject: RE: Request for PM2.5 data - Commissioner for Sustainability and the Environment
Attachments: OCSE_daily averages 2015 low volume sampler.xlsx

OFFICIAL

Hi Sean,

I rushed in a bit with the data I sent a few days ago. In 2015 we were using the gravimetric method (low volume sampler) for reporting of PM2.5. In 2016 we changed that to the beta-attenuation monitor (BAM). I've provided BAM data when I should have provided low volume sampler data, as that was the actual reporting data at the time. We only used low volume samplers at Monash and Florey.

So I've attached the daily averages of the low volume sampler PM2.5 data for 2015. Due to the nature of the sampling these are only in 24 hour averages, they can't be broken down into hourly averages.

I'll have a double-check regarding May 2022 data.

Regards,

Swarup

Swarup Chatterjee | Assistant Director Environmental Chemistry

Ph: 02 5124 9139 | Email: swarup.chatterjee@act.gov.au

ACT Government Analytical Laboratory | Health Protection Service | Public Health Protection and Regulation | ACT Health Directorate

Howard Florey Centenary House, Ngunnawal Country, 25 Mulley Street, Holder ACT 2611

health.act.gov.au

If you would like to provide feedback, there is a short survey here: <https://www.surveymonkey.com/r/ACTGALEnvironmentalChem>



From: Grimes, Sean <Sean.Grimes@act.gov.au>
Sent: Wednesday, 26 October 2022 1:14 PM
To: Chatterjee, Swarup (Health) <Swarup.Chatterjee@act.gov.au>
Subject: RE: Request for PM2.5 data - Commissioner for Sustainability and the Environment

OFFICIAL

Hey Swarup, just a quick question re the data. For Monash in 2015, the tables have:

01/01/2015	NA
01/02/2015	NA
01/03/2015	NA
01/04/2015	NA
01/05/2015	NA

We had averages for these months in the SoE report so was just wondering if this is an error or if results have been deleted due to monitoring errors.

Also, there is an NA for monthly avemax for May 2022, but not for the monthly average. So just checking that this is also correct.

Cheers
Sean

From: Chatterjee, Swarup (Health) <Swarup.Chatterjee@act.gov.au>
Sent: Monday, 24 October 2022 11:52 AM
To: Grimes, Sean <Sean.Grimes@act.gov.au>
Subject: RE: Request for PM2.5 data - Commissioner for Sustainability and the Environment

OFFICIAL

Hi Sean,

I'm sending some of the data first up. It may take time to collate all the exceedance information. Having already sent the daily PM2.5 averages, these are the daily maximum, monthly average, and monthly average of daily maximums. Hope this is good to start with.

Regards,

Swarup

Swarup Chatterjee | Assistant Director Environmental Chemistry

Ph: 02 5124 9139 | Email: swarup.chatterjee@act.gov.au

ACT Government Analytical Laboratory | Health Protection Service | Public Health Protection and Regulation | ACT Health Directorate
 Howard Florey Centenary House, Ngunnawal Country, 25 Mulley Street, Holder ACT 2611
health.act.gov.au

If you would like to provide feedback, there is a short survey here: <https://www.surveymonkey.com/r/ACTGALEnvironmentalChem>



From: Grimes, Sean <Sean.Grimes@act.gov.au>
Sent: Friday, 21 October 2022 3:56 PM
To: Chatterjee, Swarup (Health) <Swarup.Chatterjee@act.gov.au>
Subject: RE: Request for PM2.5 data - Commissioner for Sustainability and the Environment

OFFICIAL

That's great, when I looked at the access Canberra data, I thought it would takes ages with dedicated software. Thanks again!! Enjoy your rainy weekend.

From: Chatterjee, Swarup (Health) <Swarup.Chatterjee@act.gov.au>
Sent: Friday, 21 October 2022 3:54 PM
To: Grimes, Sean <Sean.Grimes@act.gov.au>
Subject: RE: Request for PM2.5 data - Commissioner for Sustainability and the Environment

OFFICIAL

Hi Sean – OK I should be able to do that, should have it sorted next week.

We have the data better organised, and better software now so it's easy to summarise large data sets (hence Civic is no extra work).

Cheers,

Swarup

Swarup Chatterjee | Assistant Director Environmental Chemistry

Ph: 02 5124 9139 | Email: swarup.chatterjee@act.gov.au

ACT Government Analytical Laboratory | Health Protection Service | Public Health Protection and Regulation | ACT Health Directorate

Howard Florey Centenary House, Ngunnawal Country, 25 Mulley Street, Holder ACT 2611

health.act.gov.au

If you would like to provide feedback, there is a short survey here: <https://www.surveymonkey.com/r/ACTGALEnvironmentalChem>



From: Grimes, Sean <Sean.Grimes@act.gov.au>

Sent: Friday, 21 October 2022 3:51 PM

To: Chatterjee, Swarup (Health) <Swarup.Chatterjee@act.gov.au>

Subject: RE: Request for PM2.5 data - Commissioner for Sustainability and the Environment

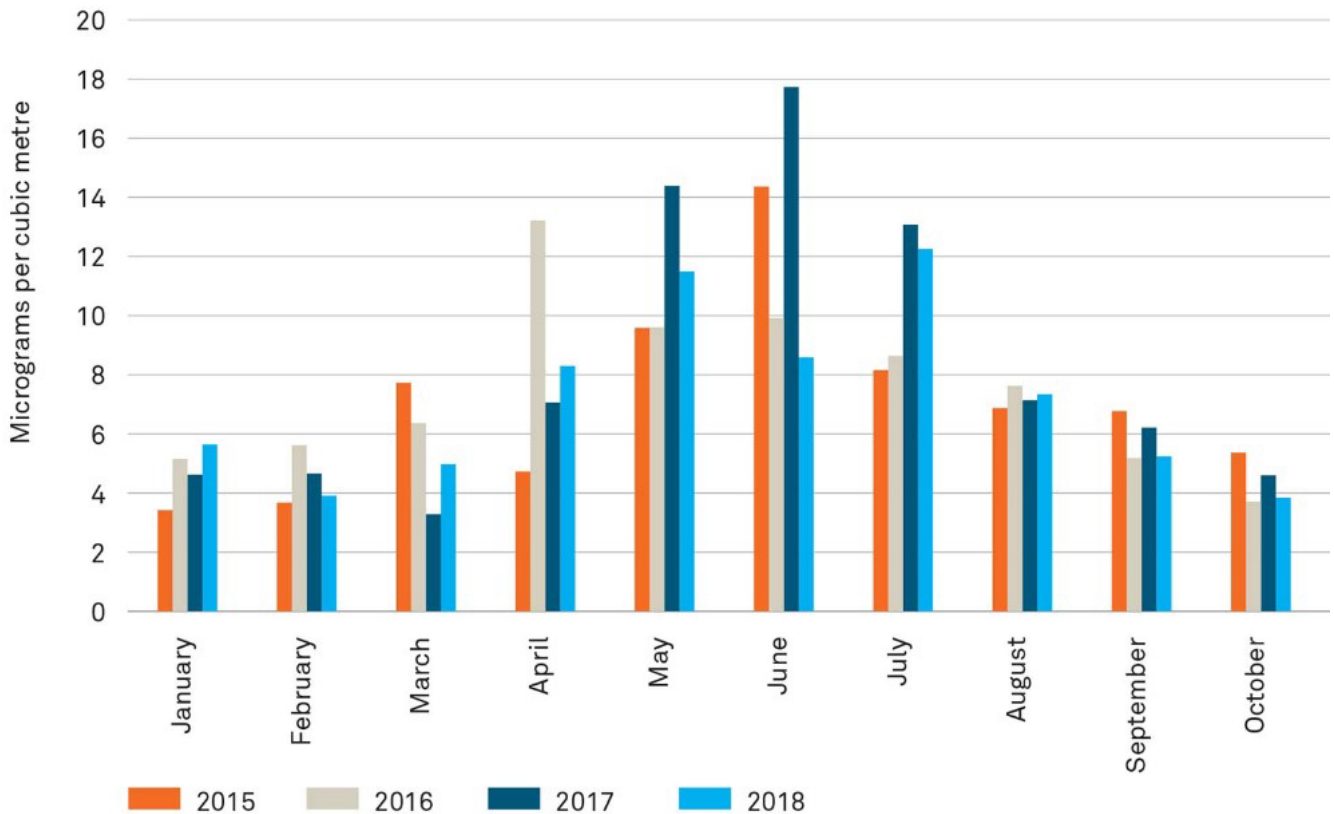
OFFICIAL

Hey Swarup,

Sure, Civic could be useful if it's no bother.

For the maximums, I think it is the daily 1-hour maximum PM2.5 in a calendar day as you state – we just want to know the highest level on each day.

And for the monthly maximum, I think what you said is what we want - it would be the average of all the daily maximums for each month. I.e. we want to compare the average maximums for each month, rather than each day. We want to update the following graph:



Monthly average daily maximum **Particulate matter 2.5** levels for the Monash air quality. This graph shows that the highest levels of **Particulate matter 2.5** occur in the colder months and that most high levels are caused by wood heaters used for the heating of houses. High levels outside of the winter months are mainly due to planned burns for fire management. Data from ACT Health Directorate.

Hope that makes sense, if not, please give me a call.

Cheers
Sean

Sean Grimes | Director of Environmental Assessments and Reporting

Phone: 02 6205 1084

Email: sean.grimes@act.gov.au

Office of the Commissioner for Sustainability and the Environment

Nara Centre

3 Constitution Avenue Canberra City ACT 2601

GPO Box 158 Canberra ACT 2601 | www.envcomm.act.gov.au

Check out the 2019 ACT State of the Environment Report at https://www.envcomm.act.gov.au/soe_about-the-report

From: Chatterjee, Swarup (Health) <Swarup.Chatterjee@act.gov.au>
Sent: Friday, 21 October 2022 3:40 PM
To: Grimes, Sean <Sean.Grimes@act.gov.au>
Subject: RE: Request for PM2.5 data - Commissioner for Sustainability and the Environment

OFFICIAL

A couple of questions Sean:

- Do you want Civic PM2.5? It's no extra work really
- By daily maximum, do you mean the daily 1-hour maximum PM2.5 in a calendar day?
- Same with monthly maximum – do you mean the maximum daily average for the month?

Regards,

Swarup

Swarup Chatterjee | Assistant Director Environmental Chemistry

Ph: 02 5124 9139 | Email: swarup.chatterjee@act.gov.au

ACT Government Analytical Laboratory | Health Protection Service | Public Health Protection and Regulation | ACT Health Directorate

Howard Florey Centenary House, Ngunnawal Country, 25 Mulley Street, Holder ACT 2611

health.act.gov.au

If you would like to provide feedback, there is a short survey here: <https://www.surveymonkey.com/r/ACTGALEnvironmentalChem>



From: Grimes, Sean <Sean.Grimes@act.gov.au>
Sent: Friday, 21 October 2022 2:55 PM
To: Chatterjee, Swarup (Health) <Swarup.Chatterjee@act.gov.au>
Subject: RE: Request for PM2.5 data - Commissioner for Sustainability and the Environment

OFFICIAL

Next week is absolutely fine. Thanks Swarup!

From: Chatterjee, Swarup (Health) <Swarup.Chatterjee@act.gov.au>
Sent: Friday, 21 October 2022 2:50 PM
To: Grimes, Sean <Sean.Grimes@act.gov.au>
Subject: RE: Request for PM2.5 data - Commissioner for Sustainability and the Environment

OFFICIAL

Hi Sean – ok yes I did not see that. When do you need it by? I can provide it but probably will have to wait till next week.

Regards,

Swarup

Swarup Chatterjee | Assistant Director Environmental Chemistry

Ph: 02 5124 9139 | Email: swarup.chatterjee@act.gov.au

ACT Government Analytical Laboratory | Health Protection Service | Public Health Protection and Regulation | ACT Health Directorate
Howard Florey Centenary House, Ngunnawal Country, 25 Mulley Street, Holder ACT 2611
health.act.gov.au

If you would like to provide feedback, there is a short survey here: <https://www.surveymonkey.com/r/ACTGALEnvironmentalChem>



From: Grimes, Sean <Sean.Grimes@act.gov.au>

Sent: Friday, 21 October 2022 12:49 PM

To: Chatterjee, Swarup (Health) <Swarup.Chatterjee@act.gov.au>

Subject: FW: Request for PM2.5 data - Commissioner for Sustainability and the Environment

OFFICIAL

Hello Swarup, thanks for the data. I think you have responded to the initial email and not the formal request I sent after my discussion with Daniel today. Please see the formal request with the data required below. I'm really sorry for this inconvenience.

Many thanks
Sean

From: Grimes, Sean

Sent: Friday, 21 October 2022 11:14 AM

To: Andres, Daniel (Health) <Daniel.Andres@act.gov.au>

Subject: Request for PM2.5 data - Commissioner for Sustainability and the Environment

OFFICIAL

Hey Daniel, following on from our discussion on air quality data, could you please supply the following data:

PM2.5 data for the Monash and Florey stations from 1 Jan 2015 to most current complete month.

- 1) Daily average
- 2) Monthly average (calendar month e.g. January)
- 3) Daily maximum
- 4) Monthly average maximum
- 5) Annual number (days) of PM2.5 exceedances by cause

Could also please clarify your preferred statistical approach to hours/days with no monitoring results. Do you remove these from the daily/monthly average calculations, or are they included as days with no detectable levels?

Thanks for this, much appreciated.

Cheers
Sean

Sean Grimes | Director of Environmental Assessments and Reporting

Phone: 02 6205 1084

Email: sean.grimes@act.gov.au

Office of the Commissioner for Sustainability and the Environment
Nara Centre
3 Constitution Avenue Canberra City ACT 2601
GPO Box 158 Canberra ACT 2601 | www.envcomm.act.gov.au

OCSE_daily averages 2015 low volume sampler

SetStartDate	Site	PM2_5Conc@SPT	ResultStaus
01-Jan-15	Monash	7.73	Valid
02-Jan-15	Monash	8.57	Valid
03-Jan-15	Monash	7.77	Valid
04-Jan-15	Monash		
05-Jan-15	Monash	6.46	Valid
06-Jan-15	Monash	5.90	Valid
07-Jan-15	Monash	7.00	Valid
08-Jan-15	Monash	6.62	Valid
09-Jan-15	Monash	4.41	Valid
10-Jan-15	Monash	4.12	Valid
11-Jan-15	Monash	1.06	Valid
12-Jan-15	Monash	-1.35	Valid
13-Jan-15	Monash	1.72	Valid
14-Jan-15	Monash	1.71	Valid
15-Jan-15	Monash	3.30	Valid
16-Jan-15	Monash	2.95	Valid
17-Jan-15	Monash	2.46	Valid
18-Jan-15	Monash	4.69	Valid
19-Jan-15	Monash	5.64	Valid
20-Jan-15	Monash	3.64	Valid
21-Jan-15	Monash	5.03	Valid
22-Jan-15	Monash	5.74	Valid
23-Jan-15	Monash	7.52	Valid
24-Jan-15	Monash	5.56	Valid
25-Jan-15	Monash	3.17	Valid
26-Jan-15	Monash	3.76	Valid
27-Jan-15	Monash	0.74	Valid
28-Jan-15	Monash	2.20	Valid
29-Jan-15	Monash	0.90	Valid
30-Jan-15	Monash	1.11	Valid
31-Jan-15	Monash	1.79	Valid
01-Feb-15	Monash	5.81	Valid
02-Feb-15	Monash	1.90	Valid
03-Feb-15	Monash	2.95	Valid
04-Feb-15	Monash	4.21	Valid
05-Feb-15	Monash	2.59	Valid
06-Feb-15	Monash	3.19	Valid
07-Feb-15	Monash	4.50	Valid
08-Feb-15	Monash	4.88	Valid
09-Feb-15	Monash	3.98	Valid
10-Feb-15	Monash	6.28	Valid
11-Feb-15	Monash	7.34	Valid
12-Feb-15	Monash	6.63	Valid
13-Feb-15	Monash	2.83	Valid
14-Feb-15	Monash	4.23	Valid
15-Feb-15	Monash	5.17	Valid
16-Feb-15	Monash	6.99	Valid
17-Feb-15	Monash	6.59	Valid
18-Feb-15	Monash	5.27	Valid
19-Feb-15	Monash	5.61	Valid
20-Feb-15	Monash	5.72	Valid
21-Feb-15	Monash	4.07	Valid
22-Feb-15	Monash	3.08	Valid
23-Feb-15	Monash	4.46	Valid
24-Feb-15	Monash	3.90	Valid
25-Feb-15	Monash	0.60	Valid

SetStartDate	Site	PM2_5Conc@SPT	ResultStaus
01-Jan-15	Florey	6.67	Valid
02-Jan-15	Florey	6.67	Valid
03-Jan-15	Florey	6.46	Valid
04-Jan-15	Florey	5.79	Valid
05-Jan-15	Florey	4.99	Valid
06-Jan-15	Florey	4.53	Valid
07-Jan-15	Florey	5.44	Valid
08-Jan-15	Florey	6.00	Valid
09-Jan-15	Florey	3.79	Valid
10-Jan-15	Florey	3.89	Valid
11-Jan-15	Florey	0.96	Valid
12-Jan-15	Florey	1.54	Valid
13-Jan-15	Florey	1.63	Valid
14-Jan-15	Florey	1.87	Valid
15-Jan-15	Florey	2.93	Valid
16-Jan-15	Florey	2.31	Valid
17-Jan-15	Florey	2.28	Valid
18-Jan-15	Florey	4.28	Valid
19-Jan-15	Florey	4.31	Valid
20-Jan-15	Florey	3.24	Valid
21-Jan-15	Florey	4.58	Valid
22-Jan-15	Florey	4.92	Valid
23-Jan-15	Florey	6.51	Valid
24-Jan-15	Florey	5.03	Valid
25-Jan-15	Florey	3.25	Valid
26-Jan-15	Florey	3.71	Valid
27-Jan-15	Florey	0.78	Valid
28-Jan-15	Florey	1.40	Valid
29-Jan-15	Florey	0.85	Valid
30-Jan-15	Florey	1.15	Valid
31-Jan-15	Florey	1.79	Valid
01-Feb-15	Florey	4.50	Valid
02-Feb-15	Florey	1.82	Valid
03-Feb-15	Florey	2.88	Valid
04-Feb-15	Florey	3.28	Valid
05-Feb-15	Florey	1.89	Valid
06-Feb-15	Florey	2.94	Valid
07-Feb-15	Florey	3.90	Valid
08-Feb-15	Florey	4.43	Valid
09-Feb-15	Florey	3.87	Valid
10-Feb-15	Florey	6.26	Valid
11-Feb-15	Florey	5.79	Valid
12-Feb-15	Florey	6.11	Valid
13-Feb-15	Florey	3.07	Valid
14-Feb-15	Florey	4.04	Valid
15-Feb-15	Florey	4.54	Valid
16-Feb-15	Florey		
17-Feb-15	Florey	7.24	Valid
18-Feb-15	Florey	4.64	Valid
19-Feb-15	Florey	4.97	Valid
20-Feb-15	Florey	4.82	Valid
21-Feb-15	Florey	2.85	Valid
22-Feb-15	Florey	2.83	Valid
23-Feb-15	Florey	3.51	Valid
24-Feb-15	Florey	3.63	Valid
25-Feb-15	Florey	1.21	Valid

26-Feb-15	Monash	4.05	Valid
27-Feb-15	Monash	7.60	Valid
28-Feb-15	Monash	8.25	Valid
01-Mar-15	Monash	7.36	Valid
02-Mar-15	Monash	4.67	Valid
03-Mar-15	Monash	6.54	Valid
04-Mar-15	Monash	7.33	Valid
05-Mar-15	Monash	2.70	Valid
06-Mar-15	Monash	8.14	Valid
07-Mar-15	Monash	10.41	Valid
08-Mar-15	Monash	11.19	Valid
09-Mar-15	Monash	18.76	Valid
10-Mar-15	Monash	10.79	Valid
11-Mar-15	Monash		
12-Mar-15	Monash	16.57	Valid
13-Mar-15	Monash	7.45	Valid
14-Mar-15	Monash	12.65	Valid
15-Mar-15	Monash	11.79	Valid
16-Mar-15	Monash	12.66	Valid
17-Mar-15	Monash	6.95	Valid
18-Mar-15	Monash	6.23	Valid
19-Mar-15	Monash		
20-Mar-15	Monash	7.32	Valid
21-Mar-15	Monash	7.57	Valid
22-Mar-15	Monash	3.43	Valid
23-Mar-15	Monash	4.88	Valid
24-Mar-15	Monash	4.65	Valid
25-Mar-15	Monash	3.58	Valid
26-Mar-15	Monash	6.26	Valid
27-Mar-15	Monash	6.39	Valid
28-Mar-15	Monash	9.46	Valid
29-Mar-15	Monash	6.16	Valid
30-Mar-15	Monash	11.25	Valid
31-Mar-15	Monash	9.27	Valid
01-Apr-15	Monash	8.20	Valid
02-Apr-15	Monash	9.53	Valid
03-Apr-15	Monash	10.93	Valid
04-Apr-15	Monash	0.94	Valid
05-Apr-15	Monash	3.76	Valid
06-Apr-15	Monash	6.24	Valid
07-Apr-15	Monash	1.46	Valid
08-Apr-15	Monash	0.76	Valid
09-Apr-15	Monash	1.05	Valid
10-Apr-15	Monash	1.47	Valid
11-Apr-15	Monash	6.50	Valid
12-Apr-15	Monash	9.30	Valid
13-Apr-15	Monash	7.49	Valid
14-Apr-15	Monash	12.16	Valid
15-Apr-15	Monash	14.28	Valid
16-Apr-15	Monash	10.19	Valid
17-Apr-15	Monash	8.41	Valid
18-Apr-15	Monash	5.89	Valid
19-Apr-15	Monash	1.41	Valid
20-Apr-15	Monash	1.13	Valid
21-Apr-15	Monash	1.16	Valid
22-Apr-15	Monash	0.51	Valid
23-Apr-15	Monash	1.27	Valid
24-Apr-15	Monash	5.78	Valid
25-Apr-15	Monash	8.06	Valid

26-Feb-15	Florey	3.44	Valid
27-Feb-15	Florey	6.53	Valid
28-Feb-15	Florey	7.49	Valid
01-Mar-15	Florey	6.19	Valid
02-Mar-15	Florey	4.03	Valid
03-Mar-15	Florey	4.78	Valid
04-Mar-15	Florey	6.42	Valid
05-Mar-15	Florey	5.61	Valid
06-Mar-15	Florey	7.85	Valid
07-Mar-15	Florey	7.68	Valid
08-Mar-15	Florey	8.60	Valid
09-Mar-15	Florey	13.12	Valid
10-Mar-15	Florey	11.06	Valid
11-Mar-15	Florey	9.03	Valid
12-Mar-15	Florey	12.12	Valid
13-Mar-15	Florey	7.81	Valid
14-Mar-15	Florey	11.37	Valid
15-Mar-15	Florey	8.90	Valid
16-Mar-15	Florey	11.24	Valid
17-Mar-15	Florey	6.11	Valid
18-Mar-15	Florey	5.65	Valid
19-Mar-15	Florey	5.10	Valid
20-Mar-15	Florey	5.81	Valid
21-Mar-15	Florey	8.18	Valid
22-Mar-15	Florey	2.65	Valid
23-Mar-15	Florey	3.29	Valid
24-Mar-15	Florey	4.00	Valid
25-Mar-15	Florey	3.62	Valid
26-Mar-15	Florey	3.00	Valid
27-Mar-15	Florey	2.60	Valid
28-Mar-15	Florey	3.93	Valid
29-Mar-15	Florey	5.17	Valid
30-Mar-15	Florey	6.82	Valid
31-Mar-15	Florey	7.19	Valid
01-Apr-15	Florey	5.65	Valid
02-Apr-15	Florey	7.82	Valid
03-Apr-15	Florey	8.89	Valid
04-Apr-15	Florey	0.74	Valid
05-Apr-15	Florey	4.21	Valid
06-Apr-15	Florey	3.96	Valid
07-Apr-15	Florey	1.35	Valid
08-Apr-15	Florey	3.54	Valid
09-Apr-15	Florey	1.51	Valid
10-Apr-15	Florey	1.69	Valid
11-Apr-15	Florey	4.32	Valid
12-Apr-15	Florey	7.24	Valid
13-Apr-15	Florey	6.89	Valid
14-Apr-15	Florey	8.29	Valid
15-Apr-15	Florey	10.81	Valid
16-Apr-15	Florey	21.51	Valid
17-Apr-15	Florey	7.83	Valid
18-Apr-15	Florey	4.76	Valid
19-Apr-15	Florey	1.57	Valid
20-Apr-15	Florey	1.39	Valid
21-Apr-15	Florey	1.12	Valid
22-Apr-15	Florey	0.60	Valid
23-Apr-15	Florey	1.06	Valid
24-Apr-15	Florey	8.46	Valid
25-Apr-15	Florey	10.25	Valid

26-Apr-15	Monash	3.32	Valid
27-Apr-15	Monash	2.61	Valid
28-Apr-15	Monash	4.07	Valid
29-Apr-15	Monash	3.97	Valid
30-Apr-15	Monash	3.78	Valid
01-May-15	Monash	5.88	Valid
02-May-15	Monash	3.85	Valid
03-May-15	Monash	5.80	Valid
04-May-15	Monash	7.93	Valid
05-May-15	Monash	11.97	Valid
06-May-15	Monash	3.89	Valid
07-May-15	Monash	3.49	Valid
08-May-15	Monash	4.52	Valid
09-May-15	Monash	3.84	Valid
10-May-15	Monash	1.68	Valid
11-May-15	Monash	1.50	Valid
12-May-15	Monash	2.15	Valid
13-May-15	Monash	5.00	Valid
14-May-15	Monash	9.79	Valid
15-May-15	Monash	12.29	Valid
16-May-15	Monash	14.46	Valid
17-May-15	Monash	26.73	Valid
18-May-15	Monash	19.73	Valid
19-May-15	Monash	13.81	Valid
20-May-15	Monash	4.98	Valid
21-May-15	Monash	6.47	Valid
22-May-15	Monash	1.37	Valid
23-May-15	Monash	14.92	Valid
24-May-15	Monash	26.38	Valid
25-May-15	Monash	24.28	Valid
26-May-15	Monash	20.79	Valid
27-May-15	Monash	16.39	Valid
28-May-15	Monash	9.01	Valid
29-May-15	Monash	3.89	Valid
30-May-15	Monash	10.12	Valid
31-May-15	Monash	5.98	Valid
01-Jun-15	Monash	5.89	Valid
02-Jun-15	Monash	11.49	Valid
03-Jun-15	Monash	11.64	Valid
04-Jun-15	Monash	15.63	Valid
05-Jun-15	Monash	16.00	Valid
06-Jun-15	Monash	27.07	Valid
07-Jun-15	Monash	20.89	Valid
08-Jun-15	Monash	4.76	Valid
09-Jun-15	Monash	3.81	Valid
10-Jun-15	Monash	7.18	Valid
11-Jun-15	Monash	16.15	Valid
12-Jun-15	Monash	19.03	Valid
13-Jun-15	Monash	23.27	Valid
14-Jun-15	Monash	30.05	Valid
15-Jun-15	Monash	12.88	Valid
16-Jun-15	Monash	7.15	Valid
17-Jun-15	Monash	4.17	Valid
18-Jun-15	Monash	2.15	Valid
19-Jun-15	Monash	1.40	Valid
20-Jun-15	Monash	7.25	Valid
21-Jun-15	Monash		
22-Jun-15	Monash	20.93	Valid
23-Jun-15	Monash	16.02	Valid

26-Apr-15	Florey	3.76	Valid
27-Apr-15	Florey	6.26	Valid
28-Apr-15	Florey	6.46	Valid
29-Apr-15	Florey	3.46	Valid
30-Apr-15	Florey	2.64	Valid
01-May-15	Florey	2.61	Valid
02-May-15	Florey	2.71	Valid
03-May-15	Florey	3.96	Valid
04-May-15	Florey	7.49	Valid
05-May-15	Florey	12.04	Valid
06-May-15	Florey	4.35	Valid
07-May-15	Florey	2.69	Valid
08-May-15	Florey	3.42	Valid
09-May-15	Florey	1.44	Valid
10-May-15	Florey	1.56	Valid
11-May-15	Florey	1.25	Valid
12-May-15	Florey	1.68	Valid
13-May-15	Florey	2.48	Valid
14-May-15	Florey	7.67	Valid
15-May-15	Florey	11.24	Valid
16-May-15	Florey	11.43	Valid
17-May-15	Florey	18.19	Valid
18-May-15	Florey	12.62	Valid
19-May-15	Florey	11.14	Valid
20-May-15	Florey	2.32	Valid
21-May-15	Florey	5.19	Valid
22-May-15	Florey	1.71	Valid
23-May-15	Florey	9.96	Valid
24-May-15	Florey	18.22	Valid
25-May-15	Florey	16.36	Valid
26-May-15	Florey	17.19	Valid
27-May-15	Florey	16.33	Valid
28-May-15	Florey	9.65	Valid
29-May-15	Florey	3.01	Valid
30-May-15	Florey	3.44	Valid
31-May-15	Florey	2.15	Valid
01-Jun-15	Florey	2.28	Valid
02-Jun-15	Florey	9.46	Valid
03-Jun-15	Florey	11.96	Valid
04-Jun-15	Florey	14.21	Valid
05-Jun-15	Florey	7.13	Valid
06-Jun-15	Florey	15.47	Valid
07-Jun-15	Florey	18.92	Valid
08-Jun-15	Florey	4.81	Valid
09-Jun-15	Florey	3.00	Valid
10-Jun-15	Florey	9.44	Valid
11-Jun-15	Florey		
12-Jun-15	Florey	14.68	Valid
13-Jun-15	Florey	16.99	Valid
14-Jun-15	Florey	20.21	Valid
15-Jun-15	Florey	9.94	Valid
16-Jun-15	Florey	4.67	Valid
17-Jun-15	Florey	2.49	Valid
18-Jun-15	Florey	3.24	Valid
19-Jun-15	Florey	5.37	Valid
20-Jun-15	Florey	7.40	Valid
21-Jun-15	Florey	19.40	Valid
22-Jun-15	Florey	20.42	Valid
23-Jun-15	Florey	18.00	Valid

24-Jun-15	Monash	14.91	Valid
25-Jun-15	Monash	14.63	Valid
26-Jun-15	Monash	13.21	Valid
27-Jun-15	Monash	29.29	Valid
28-Jun-15	Monash	15.70	Valid
29-Jun-15	Monash	19.05	Valid
30-Jun-15	Monash	15.41	Valid
01-Jul-15	Monash	13.51	Valid
02-Jul-15	Monash	14.28	Valid
03-Jul-15	Monash	12.34	Valid
04-Jul-15	Monash	21.80	Valid
05-Jul-15	Monash	33.78	Valid
06-Jul-15	Monash	6.61	Valid
07-Jul-15	Monash	11.70	Valid
08-Jul-15	Monash	12.93	Valid
09-Jul-15	Monash		
10-Jul-15	Monash	-0.03	Valid
11-Jul-15	Monash	1.15	Valid
12-Jul-15	Monash	1.05	Valid
13-Jul-15	Monash	1.04	Valid
14-Jul-15	Monash	4.21	Valid
15-Jul-15	Monash	0.62	Valid
16-Jul-15	Monash	-0.44	Valid
17-Jul-15	Monash	1.18	Valid
18-Jul-15	Monash	10.83	Valid
19-Jul-15	Monash	10.94	Valid
20-Jul-15	Monash	19.44	Valid
21-Jul-15	Monash	22.71	Valid
22-Jul-15	Monash	17.69	Valid
23-Jul-15	Monash	5.62	Valid
24-Jul-15	Monash	5.77	Valid
25-Jul-15	Monash	2.23	Valid
26-Jul-15	Monash	1.94	Valid
27-Jul-15	Monash	2.82	Valid
28-Jul-15	Monash	10.83	Valid
29-Jul-15	Monash	14.58	Valid
30-Jul-15	Monash	5.35	Valid
31-Jul-15	Monash	3.43	Valid
01-Aug-15	Monash	2.33	Valid
02-Aug-15	Monash	2.23	Valid
03-Aug-15	Monash	4.33	Valid
04-Aug-15	Monash	8.73	Valid
05-Aug-15	Monash	1.17	Valid
06-Aug-15	Monash	7.17	Valid
07-Aug-15	Monash	10.24	Valid
08-Aug-15	Monash	19.95	Valid
09-Aug-15	Monash	20.69	Valid
10-Aug-15	Monash	4.10	Valid
11-Aug-15	Monash	7.62	Valid
12-Aug-15	Monash	11.15	Valid
13-Aug-15	Monash	9.05	Valid
14-Aug-15	Monash	8.91	Valid
15-Aug-15	Monash	11.18	Valid
16-Aug-15	Monash	4.69	Valid
17-Aug-15	Monash	2.32	Valid
18-Aug-15	Monash		
19-Aug-15	Monash	17.76	Valid
20-Aug-15	Monash	15.48	Valid
21-Aug-15	Monash	17.38	Valid

24-Jun-15	Florey	20.68	Valid
25-Jun-15	Florey	12.90	Valid
26-Jun-15	Florey	11.58	Valid
27-Jun-15	Florey	16.69	Valid
28-Jun-15	Florey	12.82	Valid
29-Jun-15	Florey	23.31	Valid
30-Jun-15	Florey	18.83	Valid
01-Jul-15	Florey	11.14	Valid
02-Jul-15	Florey	7.11	Valid
03-Jul-15	Florey	16.10	Valid
04-Jul-15	Florey	10.79	Valid
05-Jul-15	Florey	24.33	Valid
06-Jul-15	Florey	4.44	Valid
07-Jul-15	Florey	6.79	Valid
08-Jul-15	Florey	12.11	Valid
09-Jul-15	Florey	12.49	Valid
10-Jul-15	Florey	15.97	Valid
11-Jul-15	Florey	5.85	Valid
12-Jul-15	Florey	0.92	Valid
13-Jul-15	Florey	1.51	Valid
14-Jul-15	Florey	1.64	Valid
15-Jul-15	Florey	4.35	Valid
16-Jul-15	Florey	1.54	Valid
17-Jul-15	Florey	7.79	Valid
18-Jul-15	Florey	14.71	Valid
19-Jul-15	Florey	18.99	Valid
20-Jul-15	Florey	18.57	Valid
21-Jul-15	Florey	19.33	Valid
22-Jul-15	Florey	13.67	Valid
23-Jul-15	Florey	4.33	Valid
24-Jul-15	Florey	3.33	Valid
25-Jul-15	Florey	1.72	Valid
26-Jul-15	Florey	1.64	Valid
27-Jul-15	Florey	2.50	Valid
28-Jul-15	Florey	6.79	Valid
29-Jul-15	Florey	14.42	Valid
30-Jul-15	Florey	7.46	Valid
31-Jul-15	Florey	4.71	Valid
01-Aug-15	Florey	3.35	Valid
02-Aug-15	Florey	2.25	Valid
03-Aug-15	Florey	1.74	Valid
04-Aug-15	Florey	7.33	Valid
05-Aug-15	Florey	1.42	Valid
06-Aug-15	Florey	2.13	Valid
07-Aug-15	Florey	5.67	Valid
08-Aug-15	Florey	9.61	Valid
09-Aug-15	Florey	16.85	Valid
10-Aug-15	Florey	5.51	Valid
11-Aug-15	Florey	7.06	Valid
12-Aug-15	Florey	8.24	Valid
13-Aug-15	Florey	1.68	Valid
14-Aug-15	Florey	4.44	Valid
15-Aug-15	Florey	10.50	Valid
16-Aug-15	Florey	5.99	Valid
17-Aug-15	Florey	1.62	Valid
18-Aug-15	Florey	5.69	Valid
19-Aug-15	Florey	18.36	Valid
20-Aug-15	Florey	17.83	Valid
21-Aug-15	Florey	15.38	Valid

22-Aug-15	Monash	7.63	Valid
23-Aug-15	Monash	4.42	Valid
24-Aug-15	Monash	1.98	Valid
25-Aug-15	Monash	0.64	Valid
26-Aug-15	Monash		
27-Aug-15	Monash	0.94	Valid
28-Aug-15	Monash	4.51	Valid
29-Aug-15	Monash	5.39	Valid
30-Aug-15	Monash	6.41	Valid
31-Aug-15	Monash	3.93	Valid
01-Sep-15	Monash	10.33	Valid
02-Sep-15	Monash	9.79	Valid
03-Sep-15	Monash	2.67	Valid
04-Sep-15	Monash	6.67	Valid
05-Sep-15	Monash	9.53	Valid
06-Sep-15	Monash	5.31	Valid
07-Sep-15	Monash	3.43	Valid
08-Sep-15	Monash	2.69	Valid
09-Sep-15	Monash	6.67	Valid
10-Sep-15	Monash	4.69	Valid
11-Sep-15	Monash	8.34	Valid
12-Sep-15	Monash	8.96	Valid
13-Sep-15	Monash	10.78	Valid
14-Sep-15	Monash	10.26	Valid
15-Sep-15	Monash	4.41	Valid
16-Sep-15	Monash	4.84	Valid
17-Sep-15	Monash	7.09	Valid
18-Sep-15	Monash	3.00	Valid
19-Sep-15	Monash	3.79	Valid
20-Sep-15	Monash	6.23	Valid
21-Sep-15	Monash	6.90	Valid
22-Sep-15	Monash	2.92	Valid
23-Sep-15	Monash	1.33	Valid
24-Sep-15	Monash	0.81	Valid
25-Sep-15	Monash	0.32	Valid
26-Sep-15	Monash	2.20	Valid
27-Sep-15	Monash	5.05	Valid
28-Sep-15	Monash	5.76	Valid
29-Sep-15	Monash	6.90	Valid
30-Sep-15	Monash	6.76	Valid
01-Oct-15	Monash	4.30	Valid
02-Oct-15	Monash	5.99	Valid
03-Oct-15	Monash	5.64	Valid
04-Oct-15	Monash	5.92	Valid
05-Oct-15	Monash	5.65	Valid
06-Oct-15	Monash	6.29	Valid
07-Oct-15	Monash	5.53	Valid
08-Oct-15	Monash	5.00	Valid
09-Oct-15	Monash	7.24	Valid
10-Oct-15	Monash	4.97	Valid
11-Oct-15	Monash	4.95	Valid
12-Oct-15	Monash	3.95	Valid
13-Oct-15	Monash	3.35	Valid
14-Oct-15	Monash	6.05	Valid
15-Oct-15	Monash	7.40	Valid
16-Oct-15	Monash	6.90	Valid
17-Oct-15	Monash	5.99	Valid
18-Oct-15	Monash	6.74	Valid
19-Oct-15	Monash	7.82	Valid

22-Aug-15	Florey	8.49	Valid
23-Aug-15	Florey	4.44	Valid
24-Aug-15	Florey	2.35	Valid
25-Aug-15	Florey	1.28	Valid
26-Aug-15	Florey	1.46	Valid
27-Aug-15	Florey	1.00	Valid
28-Aug-15	Florey	1.90	Valid
29-Aug-15	Florey	3.33	Valid
30-Aug-15	Florey	5.33	Valid
31-Aug-15	Florey	5.61	Valid
01-Sep-15	Florey	8.19	Valid
02-Sep-15	Florey	10.57	Valid
03-Sep-15	Florey	2.96	Valid
04-Sep-15	Florey	9.08	Valid
05-Sep-15	Florey	9.39	Valid
06-Sep-15	Florey	7.49	Valid
07-Sep-15	Florey	3.82	Valid
08-Sep-15	Florey	2.56	Valid
09-Sep-15	Florey	6.22	Valid
10-Sep-15	Florey	4.61	Valid
11-Sep-15	Florey	8.36	Valid
12-Sep-15	Florey	9.14	Valid
13-Sep-15	Florey	9.35	Valid
14-Sep-15	Florey	8.29	Valid
15-Sep-15	Florey	3.96	Valid
16-Sep-15	Florey	3.03	Valid
17-Sep-15	Florey	4.24	Valid
18-Sep-15	Florey	3.22	Valid
19-Sep-15	Florey	3.32	Valid
20-Sep-15	Florey	5.07	Valid
21-Sep-15	Florey	5.69	Valid
22-Sep-15	Florey	2.19	Valid
23-Sep-15	Florey	1.67	Valid
24-Sep-15	Florey	1.38	Valid
25-Sep-15	Florey	1.33	Valid
26-Sep-15	Florey	1.67	Valid
27-Sep-15	Florey	5.53	Valid
28-Sep-15	Florey	4.89	Valid
29-Sep-15	Florey	6.07	Valid
30-Sep-15	Florey	4.87	Valid
01-Oct-15	Florey	4.57	Valid
02-Oct-15	Florey	5.46	Valid
03-Oct-15	Florey	6.13	Valid
04-Oct-15	Florey	5.42	Valid
05-Oct-15	Florey	5.61	Valid
06-Oct-15	Florey	5.21	Valid
07-Oct-15	Florey	5.15	Valid
08-Oct-15	Florey	5.09	Valid
09-Oct-15	Florey	7.13	Valid
10-Oct-15	Florey	4.32	Valid
11-Oct-15	Florey	4.69	Valid
12-Oct-15	Florey	3.28	Valid
13-Oct-15	Florey	3.53	Valid
14-Oct-15	Florey	5.65	Valid
15-Oct-15	Florey	7.03	Valid
16-Oct-15	Florey	6.36	Valid
17-Oct-15	Florey	5.36	Valid
18-Oct-15	Florey	5.83	Valid
19-Oct-15	Florey	6.24	Valid

20-Oct-15	Monash	6.52	Valid
21-Oct-15	Monash	4.59	Valid
22-Oct-15	Monash	0.86	Valid
23-Oct-15	Monash	2.37	Valid
24-Oct-15	Monash	5.13	Valid
25-Oct-15	Monash	6.67	Valid
26-Oct-15	Monash	6.95	Valid
27-Oct-15	Monash	3.09	Valid
28-Oct-15	Monash	2.15	Valid
29-Oct-15	Monash	4.21	Valid
30-Oct-15	Monash	7.63	Valid
31-Oct-15	Monash	6.17	Valid
01-Nov-15	Monash	3.22	Valid
02-Nov-15	Monash	3.24	Valid
03-Nov-15	Monash	1.70	Valid
04-Nov-15	Monash	1.19	Valid
05-Nov-15	Monash	2.26	Valid
06-Nov-15	Monash	2.03	Valid
07-Nov-15	Monash	3.57	Valid
08-Nov-15	Monash	3.22	Valid
09-Nov-15	Monash	4.22	Valid
10-Nov-15	Monash	4.57	Valid
11-Nov-15	Monash	1.74	Valid
12-Nov-15	Monash	3.55	Valid
13-Nov-15	Monash	1.67	Valid
14-Nov-15	Monash	3.30	Valid
15-Nov-15	Monash	1.70	Valid
16-Nov-15	Monash	2.28	Valid
17-Nov-15	Monash	3.78	Valid
18-Nov-15	Monash	5.46	Valid
19-Nov-15	Monash		
20-Nov-15	Monash	8.12	Valid
21-Nov-15	Monash	6.60	Valid
22-Nov-15	Monash	6.37	Valid
23-Nov-15	Monash	4.99	Valid
24-Nov-15	Monash	4.54	Valid
25-Nov-15	Monash	4.61	Valid
26-Nov-15	Monash	3.90	Valid
27-Nov-15	Monash	3.62	Valid
28-Nov-15	Monash	7.76	Valid
29-Nov-15	Monash	5.45	Valid
30-Nov-15	Monash	3.48	Valid
01-Dec-15	Monash	5.16	Valid
02-Dec-15	Monash	3.36	Valid
03-Dec-15	Monash	4.69	Valid
04-Dec-15	Monash	3.89	Valid
05-Dec-15	Monash	5.52	Valid
06-Dec-15	Monash	9.55	Valid
07-Dec-15	Monash	5.89	Valid
08-Dec-15	Monash	5.61	Valid
09-Dec-15	Monash	5.52	Valid
10-Dec-15	Monash	4.94	Valid
11-Dec-15	Monash	4.15	Valid
12-Dec-15	Monash	3.00	Valid
13-Dec-15	Monash	5.83	Valid
14-Dec-15	Monash	5.11	Valid
15-Dec-15	Monash	6.15	Valid
16-Dec-15	Monash	6.46	Valid
17-Dec-15	Monash	4.56	Valid

20-Oct-15	Florey	5.51	Valid
21-Oct-15	Florey	3.39	Valid
22-Oct-15	Florey	0.82	Valid
23-Oct-15	Florey	1.86	Valid
24-Oct-15	Florey	4.79	Valid
25-Oct-15	Florey	5.83	Valid
26-Oct-15	Florey	5.94	Valid
27-Oct-15	Florey	2.62	Valid
28-Oct-15	Florey	1.28	Valid
29-Oct-15	Florey	4.18	Valid
30-Oct-15	Florey	4.75	Valid
31-Oct-15	Florey	4.75	Valid
01-Nov-15	Florey	2.86	Valid
02-Nov-15	Florey	2.81	Valid
03-Nov-15	Florey		
04-Nov-15	Florey	0.69	Valid
05-Nov-15	Florey	-0.17	Valid
06-Nov-15	Florey	1.76	Valid
07-Nov-15	Florey	3.19	Valid
08-Nov-15	Florey	2.38	Valid
09-Nov-15	Florey	3.26	Valid
10-Nov-15	Florey	4.29	Valid
11-Nov-15	Florey	2.29	Valid
12-Nov-15	Florey	3.03	Valid
13-Nov-15	Florey	1.56	Valid
14-Nov-15	Florey	2.61	Valid
15-Nov-15	Florey		
16-Nov-15	Florey	1.82	Valid
17-Nov-15	Florey	3.15	Valid
18-Nov-15	Florey	4.57	Valid
19-Nov-15	Florey	6.47	Valid
20-Nov-15	Florey	6.62	Valid
21-Nov-15	Florey	6.46	Valid
22-Nov-15	Florey	4.83	Valid
23-Nov-15	Florey	4.21	Valid
24-Nov-15	Florey	4.22	Valid
25-Nov-15	Florey	3.51	Valid
26-Nov-15	Florey	3.65	Valid
27-Nov-15	Florey	3.25	Valid
28-Nov-15	Florey	7.18	Valid
29-Nov-15	Florey	5.42	Valid
30-Nov-15	Florey	3.22	Valid
01-Dec-15	Florey	4.21	Valid
02-Dec-15	Florey	3.42	Valid
03-Dec-15	Florey	3.99	Valid
04-Dec-15	Florey	3.74	Valid
05-Dec-15	Florey	4.58	Valid
06-Dec-15	Florey	5.78	Valid
07-Dec-15	Florey	4.99	Valid
08-Dec-15	Florey	4.57	Valid
09-Dec-15	Florey	5.10	Valid
10-Dec-15	Florey	3.93	Valid
11-Dec-15	Florey	5.03	Valid
12-Dec-15	Florey	2.79	Valid
13-Dec-15	Florey	5.29	Valid
14-Dec-15	Florey	4.62	Valid
15-Dec-15	Florey	5.22	Valid
16-Dec-15	Florey	6.17	Valid
17-Dec-15	Florey	4.12	Valid

18-Dec-15	Monash	7.54	Valid
19-Dec-15	Monash	7.75	Valid
20-Dec-15	Monash	7.24	Valid
21-Dec-15	Monash	3.01	Valid
22-Dec-15	Monash	2.70	Valid
23-Dec-15	Monash	4.25	Valid
24-Dec-15	Monash	3.27	Valid
25-Dec-15	Monash	3.89	Valid
26-Dec-15	Monash		
27-Dec-15	Monash	4.75	Valid
28-Dec-15	Monash	3.15	Valid
29-Dec-15	Monash	3.14	Valid
30-Dec-15	Monash	5.11	Valid
31-Dec-15	Monash	5.49	Valid

18-Dec-15	Florey		
19-Dec-15	Florey		
20-Dec-15	Florey		
21-Dec-15	Florey		
22-Dec-15	Florey		
23-Dec-15	Florey		
24-Dec-15	Florey		
25-Dec-15	Florey		
26-Dec-15	Florey		
27-Dec-15	Florey	4.65	Valid
28-Dec-15	Florey	2.75	Valid
29-Dec-15	Florey	3.19	Valid
30-Dec-15	Florey	3.72	Valid
31-Dec-15	Florey	4.03	Valid

From: ACT Health Office of the Chief Health Officer
Sent: Wednesday, 7 December 2022 12:09
To: Lewis, Sophie
Cc: ACT Health Office of the Chief Health Officer
Subject: ACT Health Response - Woodfire Heater Investigation - ACT Commissioner for Sustainability and the Environment
Attachments: Letter - Woodfire Heater Investigation - ACT Commissioner for Sustainability and the Environment.PDF

OFFICIAL

Dear Dr Lewis,

Please find attached correspondence from Dr Kerryn Coleman, Chief Health Officer on behalf of the Director-General, ACT Health Directorate.

Kind regards

Office of the Chief Health Officer
Population Health | ACT Health Directorate
Email: ACTHealthOCHO@act.gov.au
health.act.gov.au
<https://www.covid19.act.gov.au>



ACT
Government

ACT Health



Stay COVID Smart
Go to covid19.act.gov.au



ACT
Government

ACT Health

Dr. Sophie Lewis
Commissioner for Sustainability and the Environment
sophie.lewis@act.gov.au

Dear Dr Lewis,

Investigation by the Commissioner for Sustainability and the Environment

Thank you for your letter to the Office of the Director-General, ACT Health Directorate dated 30 November 2022, and the enclosed draft report into the policies around woodfire heater use in the ACT.

I note the report is primarily related to the Environment, Planning and Sustainable Development and Environment Protection Authority's statutory powers, abilities, and the effectiveness in regulating the use of wood heaters so they don't impact on close neighbours.

As the Environment, Planning and Sustainable Development Directorate has committed to leading a whole of ACT Government response, the ACT Health Directorate will not be providing independent comment on this report.

If you have any questions in relation to this matter, please contact Simon Waters, Executive Branch Manager Health Protection Services on (02) 5124 49700 or via email at acthealthOCHO@act.gov.au

Yours sincerely

A handwritten signature in black ink, appearing to read 'Kerry Coleman', written over a horizontal line.

Dr Kerry Coleman
Chief Health Officer

7 December 2022